



WOODCRAFTERS

Everything for the Woodworker, and More!

Carving Tools & Supplies

WOODCRAFTERS LUMBER SALES, INC.

212 NE Sixth Avenue

Portland, Oregon 97232-2976

Phone:
503-231-0226

Come visit us on the web at
www.woodcrafters.us

Fax:
503-232-0511

Toll Free:
800-777-3709

rev 031113



Introduction to Woodcrafters

WOODCRAFTERS

Woodcrafters has been helping woodcarvers achieve the best results for over thirty years. We carry a large inventory of carving tools, books, domestic and exotic woods, wood finishes and accessories for all your woodcarving needs. Just like you, before we buy a new product, we look for quality of materials and workmanship, ease of operation, a competitive price and good aftermarket service.

You'll find our woodcarving products to be just that—the very best quality and dependability at competitive prices. You can count on the knowledgeable sales staff we have here at Woodcrafters to help you select the right product that you need to be successful with your project.

Remember, Woodcrafters is your Woodworking Superstore. If there is something you need, and we don't have it in stock, we will do our best to get it for you in a timely manner, and at a reasonable price.

Carving & Woodburning Tools

- *FlexCut Carving Tools*
- *Henry Taylor Carving Tools*
- *2 Cherries Carving Tools*
- *Dockyard Mini-Tools*
- *Foredom Power Carvers*
- *Proxxon Power Carvers*
- *Arbortech Power Carvers*
- *Leisure Time Woodburners*
- *Hot Tool Woodburners*
- *Wall Lenk Woodburners*
- *Optivisor*
- *Typhoon Carbide Cutting Bits*
- *Carving Knives*
- *Carving Mallets*
- *Sharpening Tools & Supplies*
- *Dust Control & Safety Equipment*
- *Over 300 titles of Woodcarving Books & Videos*

Carving Woods

- *Basswood*
- *Tupelo*
- *Balsa*
- *Yellow Cedar*
- *Genuine Mahogany*

We stock our carving woods in blanks, blocks, squares and lumber for everything from the smallest to the largest project.

For a catalog or quote, call (503) 231-0226, or toll-free (800) 777-3709.

Our showroom/offices are open from 8 - 6, Monday thru Friday and 9 - 5 on Saturday.

All information and pricing in this catalog is subject to change without notice. Please call for more information.

Table of Contents



WOODCRAFTERS

SHARPENING SUPPLIES

<i>Sharpening Demystified</i>	04
<i>Sharpening Stones</i>	05
<i>Ceramic Stones</i>	06
<i>Water Stones</i>	07
<i>Diamond Stones</i>	09
<i>Sharpening Products</i>	12
<i>Sharpening Machines</i>	14

CARVING TOOLS

<i>Intro to Carving Tools</i>	16
<i>Hand Carving Tools</i>	17
<i>Carving Knives</i>	25
<i>Power Carving Tools</i>	27
<i>Replacement Blades</i>	29
<i>Rotary Carving Burrs</i>	30
<i>Woodburning Tools</i>	34
<i>Woodburning Pens & Tips</i>	36

SUPPORT STUFF

<i>Accessories</i>	38
--------------------------	----

EDUCATION

<i>Carving Books & Videos</i>	40
---	----



Sharpening Demystified

All tools will eventually have to be sharpened. In fact, many of the higher end tools we sell come in need of the “final edge.” Using a sharp tool on your work demonstrates great attention to detail and will help insure a quality finished product.

Many carving teachers are beginning to emphasize sharpening even before putting knife to wood. This allows the students to learn the pleasures of cutting with a sharp tool, and simultaneously encourages them to carefully monitor the condition of their tools. Dull blades not only make sloppy cuts, but they can be dangerous as well.

How Often Do I Need to Sharpen?

The length of time your tools will stay sharp depends on several things: the hardness of the metal, the type of material being cut, and most importantly, the angle you put on your tools. A blade with a low angle will cut more smoothly, but will become dull quicker than a steeply angled tool. It becomes clear that to keep your carving most enjoyable, learning correct sharpening techniques is essential. Woodcrafters offers a number of books on sharpening as well as a variety of sharpening stones, stropps, grinders, and wheels.

Types of Sharpening Stones

There are five common types of sharpening stones readily available. Each type of stone is offered with grits ranging from coarse, to remove chips and knicks, up to fine and superfine grits to give your tool that professionally honed edge.

Arkansas Stones

Named for the state from which they’re mined, Arkansas stones – or Novaculite – are offered in three grits: Washita, which is multicolored and the most coarse; Soft Arkansas, a “medium” grit, gray in color; and Hard White Arkansas, which is the “finest” stone. Arkansas stones can be used with either oil or water while sharpening.

With the popularity of Arkansas stones, the mining of novaculite has increased dramatically. These resources are becoming more scarce every day, and at some point there may be no natural stones available. Fortunately there are a growing number of synthetic stones which match the versatility and effectiveness of the natural stones.

Waterstones

Waterstones use water to clean and keep clear the grinding surface. Natural waterstones are composed of Quartz, Sericite, or volcanic ash. Natural Japanese waterstones have been used in Asia for thousands of years, thus the supply of the raw material is scarce, and the finished stones are expensive. Japanese waterstones come in grades from 1,000 to 8,000. These may seem to be higher grit than the numbers we’re used to, but the Japanese rating scale is different. A Japanese stone called 8,000 grit is comparable to a US rating of 1,200. Synthetic waterstones are made of silicon carbide or aluminum oxide bonded with clay.

The synthetic waterstone cuts very quickly because the

sharpening process creates an abrasive slurry, quickly and constantly exposing new grains of the stone to the metal edge. However, the synthetic stones wear away more quickly than natural stones, and must be flattened more often than other types.

Synthetic Oil Stones

Synthetic oilstones are made by bonding abrasive grit with resin or Sodium Silicate. Crystolon is made from silicon carbide and appears gray or black. India is made from Aluminum Oxide and is brown, tan, or (rarely) white. India stones are excellent for honing and polishing, while Crystolon are more coarse, used primarily for grinding and rough shaping. These stones are oil-impregnated at the factory, and require only a light honing oil for clearing away the metal fragments generated during sharpening.

Ceramic Stones



Ceramic stones are comprised of aluminum oxide grit and a ceramic medium and baked at an extremely high temperature. They are extremely hard and are available in only the finest grits. Ceramic stones are to be used exclusively for honing, polishing, and touching up edges. They do not require liquids, but merely need to be brushed off during use. It is important to check ceramic stones for flatness before buying one, they sometimes warp during the manufacturing process. At Woodcrafters, we are careful to check the flatness of each stone before putting it on the shelf.

Diamond Stones

These stones are the hardest listed thus far, able to sharpen all standard carving tools as well as carbide tools. Diamond dust is bonded to a steel plate, which is perforated with holes (to collect filings), and mounted to a plastic base. Diamond plates come in several grits and do not require any liquid to clean the surface of the stone.

We offer sharpening service at Woodcrafters, but we feel that sharpening is such a key area of the woodworking process that we want everyone to achieve at least a basic level of comfort with this necessary art. In addition, it is much cheaper for you to learn to sharpen your own tools than it would be to pay us to do it!

Check out our book section on sharpening!



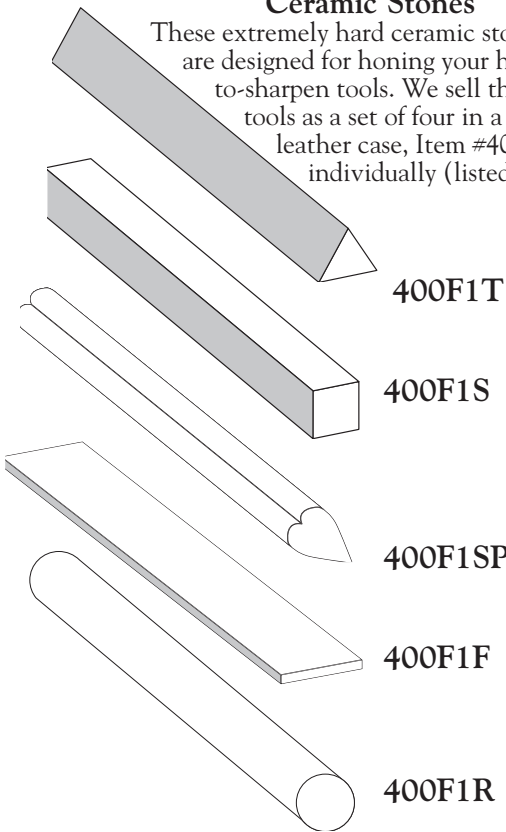
Sharpening Stones



WOODCRAFTERS

Ceramic Stones

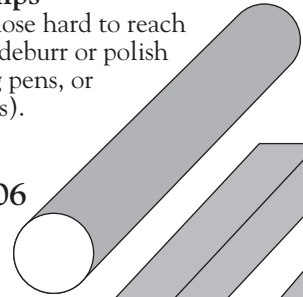
These extremely hard ceramic stones are designed for honing your hard-to-sharpen tools. We sell these 5" tools as a set of four in a soft leather case, Item #400F or individually (listed below).



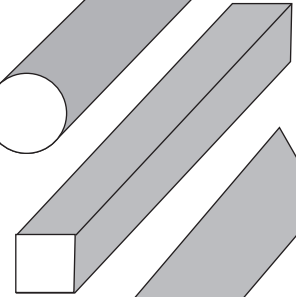
Rubber Abrasive Slips

Created for getting at those hard to reach areas when you need to deburr or polish your router bits, burning pens, or sawblades (among others).

Cat # P06



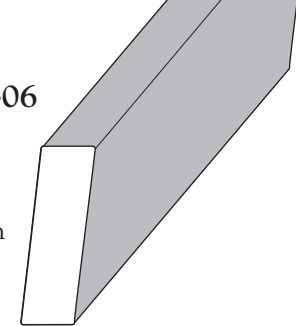
Cat # S04



Cat # T06

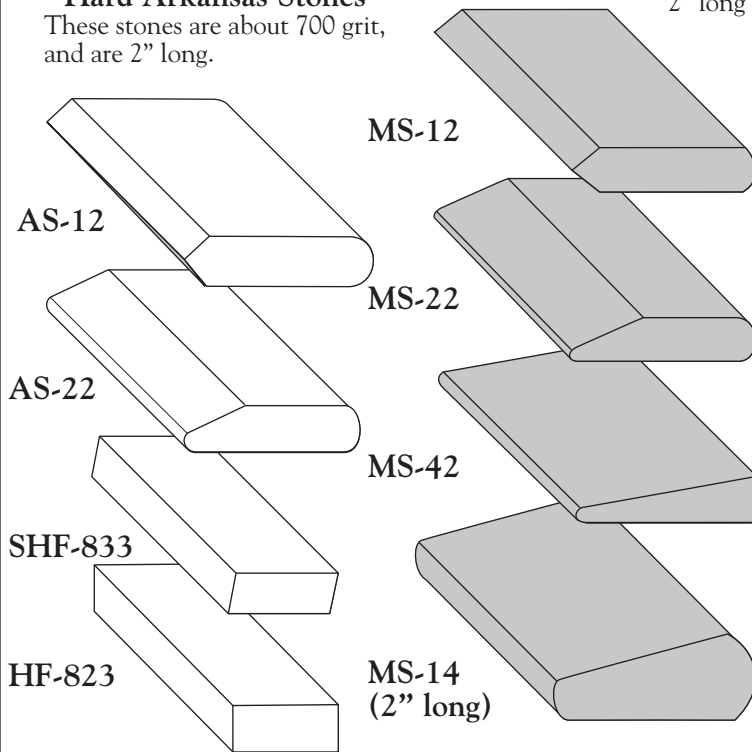


Cat # B2406



Hard Arkansas Stones

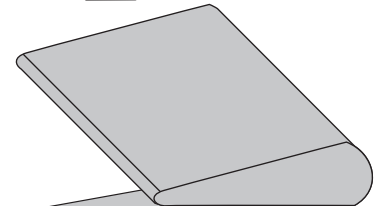
These stones are about 700 grit, and are 2" long.



India Stones

India Stones come in two grits—medium (M) and fine (F). Medium grit is approximately 240 grit, while fine is about 280. Stones are 2" long unless noted.


FS-15
4" long




FJS-44
4" long



FS-44
4" long



MS-24
4" long





WOODCRAFTERS

Ceramic Stones



Care and Cleaning of Ceramic Sharpening Stones
Cleaning your ceramic stones becomes necessary after repeated sharpening. Simply sprinkle a small amount of Comet or Ajax powder on the stone with some water, and scrub with a scotch-brite pad.

Sharpening Stone Oil

Formulated for sharpening stone lubrication, with correct viscosity for smooth sharpening. Flushes away dislodged abrasive and metal chips to prevent metal from bonding with surface of oilstone. Meets U.S. Pharmacopeia mineral oil purity standards and FDA requirements for use near food preparation. Highly refined lubricant, effective for many lubricating tasks. 4-1/2 oz. can stores compactly and fits into Norton portable sharpening systems for mobile use.

Cat # NO4



Ceramic Slip Stones

These ceramic shapes are designed to sharpen your small or odd-shaped blades. The tools are the same ceramic as our bench and pocket models. They are 5" long, and they are also sold as a set of 4 (all but the flat stone). Cat # 400F.



Bench Stone Types

- 303MF Combination fine/medium grit stone. 1" x 5" x 1/4" thick. Pocket whetstones come with a leather case.
- 303F Fine grit ceramic bench stone. 1" x 5" x 1/8" thick. Pocket whetstones come with a leather case.
- 303M Medium grit ceramic bench stone, 1" x 5" x 1/8" thick. Pocket whetstones come with a leather case.

Water Stones

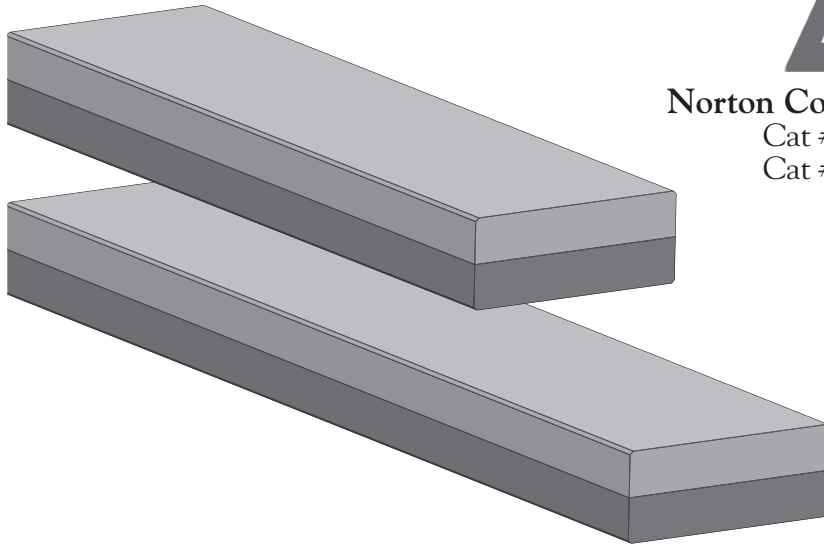


WOODCRAFTERS

NORTON

Norton Combination India Stones

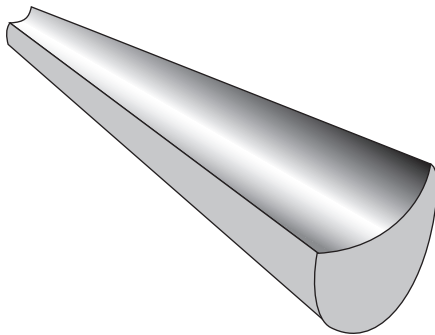
Cat # IB6 1"x2"x6"
Cat # IB8 1"x2"x8"



Oilstones: When and Why

Oilstones, so named because oil is used as a lubricant and as a medium to wash the abrasive free of shavings and to keep the surface from glazing, are available in a wide range of grits. However, most woodworkers favor "India" stones (a Norton Company trade name for oilstones) for rapid tool repair. India stones, with an aluminum oxide abrasive surface, shape and define edges quickly, but are not the best for honing your final edge.

Our selection of India stones offers the woodworker a valuable component in the sharpening system. The stones we stock are **combination stones**. One side—medium grit—is to be used for the initial edge shaping, while the other side—fine grit—is for really defining the cutting surface. Using both sides of the combination stone will give you a very good edge, suitable for use in most applications.



Norton Gouge Slip Stone

No carver should be without this stone when faced with sharpening gouges. It is a fine grit tapering India gouge which offers several sharpening positions for shaping various sized gouges.

Cat # FS-76

Norton Waterstones

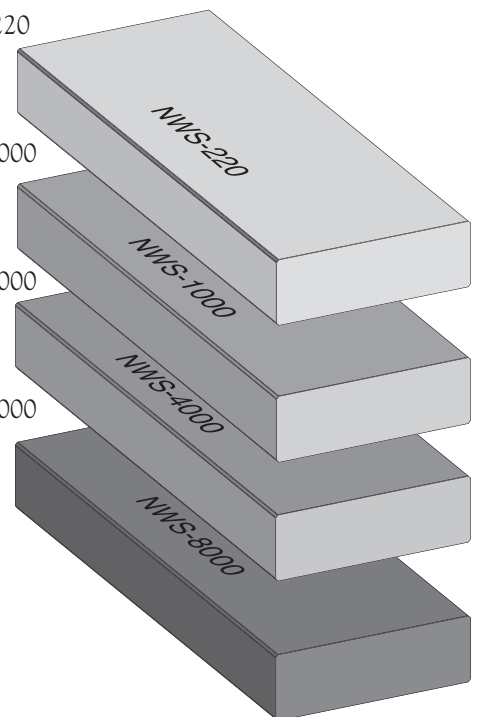
The Norton Company manufactures various types of abrasive stones, and have now added a waterstone group to their expansive line of products. Waterstones, as explained on the next page, cut more quickly than other types of stones, however they wear more quickly as well. The engineers at Norton have developed a bonding process which renders their stones harder and more durable than the imported stones we carry. We offer stones which, when used together, will take your tools from worn, chipped, and abused to razor sharp.

NWS-220

NWS-1000


NWS-4000

NWS-8000





Water Stones




Water Stone Maintenance

Proper Usage: Water stones need to be soaked before use. An 800 grit stone needs to be immersed in water for about 5 minutes to fill all the pores in the stone. Once the stone is filled, the surface only needs occasional splashing to float the metal and stone particles from the cutting area.

Resurfacing: Water stones cut quickly and give some of the best edges possible. However, the nature of the cutting action means they need to be flattened more often than other types of stones. When the stone is wet (soaked) it can be trued on a piece of silicon carbide paper placed on a flat surface (a jointer table or a piece of flat glass). If the stone is dry, aluminum oxide paper will do the job.

Storage: Japanese stones can be stored in a closed container submerged in water. If you keep it submerged you will be able to use it immediately when needed. Keeping the stone constantly immersed will keep salt from building up in the pores of the stone.





800 grit Japanese stone Cat # J800

The lower grit stones are especially versatile. When you start sharpening, the stone removes the nicks and reshapes the bevel on your damaged tools. As you work, the surface of the stone fills with particles, reducing friction. The stone effectively yields a higher grit performance the longer you work, providing a finer finish. Wash the surface of the stone with water to restore original abrasive nature.

1200 grit Japanese stone Cat # J1200

This level of abrasiveness is to be used during the first stage of actual sharpening. You should have your tools clean of burrs and nicks, and have your basic bevel formed before using this stone.




1000/6000 Combination stone Cat # JKDS

Combination stones offer the ultimate in value. Use the 1000 grit to remove the rough edges of your tools, and continue to sharpen letting the particles build up on the stone until you have a fairly sharp edge. Then to polish and hone the blade further, flip the stone and finish it off with the 6000 grit side.

6000 grit Japanese stone Cat # JS3

The 6000 grit stone are used to keep your tools honed to a very high level of sharpness.



8000 grit Japanese stone Cat # JG3

If you're looking for the "mirror finish" on your carving tools, you need seek no further than the 8000 grit Japanese stone. This stone is finer than the finest Arkansas stone and cuts with reknown waterstone speed.

Diamond Stones




WOODCRAFTERS



You and DMT sharpen almost anything.

DMT manufactures the world's finest diamond sharpeners so you get the best performance from your knives and tools. Renowned for quality, value and results, DMT diamond sharpeners give you the edge you need.




6" Diamond Whet Stone
Cat #W6FP Fine
Cat #W6CP Coarse
Cat #W6XCP Ex-Coarse

The 6" Diamond Whetstone sharpener is one of DMT's most popular sharpening choices for home or shop. Includes non skid rubber feet or can be bench mounted.

10" DuoSharp Diamond Benchstone
Cat #W8FCNB Fine & Coarse
Cat #W8EFNB Extra Fine & Fine
Cat #W8CXNB Coarse & Extra Coarse
Cat #W8FCNB Fine & Coarse

The 10" DuoSharp is the ultimate diamond benchstone. All of the advantages of the 8" model, but with 87% more of DMT's trademark interrupted polka-dot diamond sharpening surface.




Diamond Mini-Sharp Sharpener

Cat # F70F Fine
Cat # F70C Coarse

Diamond Mini-Sharp Sharpener easily travels with you! Folding handle protects the stone when not in use. Offered in extra-coarse, coarse, fine and extra-fine diamond grits.

Double Sided DiaFold
Cat # FWFC Fine & Coarse
Cat # FWEF Fine & Extra Fine

Double Sided Diafold offers two stage sharpening with compact convenience. Two Diamond Whetstone sharpeners combined to create a lightweight sharpener. Available in coarse/extra-coarse, fine/coarse, extra-fine/fine, and extra extra fine/extra-fine diamond grit combinations.





3pc Set of Diamond Stones

Cat # W7EFC

A portable enhancement to any tool kit is the Mini Diamond 70mm Whet Stone in DMT's signature polka-dot pattern. Quick edge repair anywhere.

Cat # DiaFlat Lapping Plate
Cat # DiaFlat Lapping Plate

The Dia-Flat Diamond Lapping Plate is the superior choice for flattening any abrasive stone because of its supreme flatness and proprietary Diamond Hardcoat Technology.



4" DiaSharp Sharpening Stone

Cat # D4F Fine
Cat # D4E Extra Fine
Cat # D4C Coarse

The Dia-Sharp 4" continuous diamond sharpening stone delivers full-size sharpening while maximizing work and storage space. Available in coarse, fine and extra-fine diamond grits; grit clearly marked on side of stone.



WOODCRAFTERS

Diamond Stones



DiaSharp Diamond Sharpener

Cat # D3E Extra Fine

Cat # D3F Fine

Cat # D3C Coarse

Take your sharpening anywhere with the ready-to-go DiaSharp credit card sized diamond sharpener. Fits easily in pocket or wallet. Comes in convenient vinyl color-coded carry case. Offered in coarse, fine and extra-fine diamond grits.

Set of 3 Diamond Mini Hones

Cat # D2K

For those awkward, close-fitting spaces, choose from DMT's standard or offset 2.5-in. Dia-Sharp Diamond Mini-Hone Sharpener. The ergonomically designed handle provides comfortable sharpening, deburring and honing in tight spaces. Easy access tip measures .033" thick (1 mm)



Diamond Honing Cone

Cat # DCSFH 1/8 - 3/8 Fine Diamond Cone

Cat # DCMF 3/8 - 3/4 Fine Diamond Cone


Trust those special projects to DMT Diamond Honing Cones. The tapered diamond slip stones are excellent for working gouges, wood turning, tool & die work, dental tools and more!

Diamond Wave Sharpener

Cat # WAV-F Fine

Cat # WAV-E Extra Fine

DMT has developed the first diamond sharpener to combine convex and concave abrasive surfaces. The uniquely designed and award-winning Diamond Wave affords longer sharpening strokes over traditional slip stones providing 0.0625" radii tapering to 1.000" radii accommodating all curved gouges. Offered in fine and extra-fine diamond grits.



DiaSharp Magna-Disc System

Cat # DMDS-H Hone Kit

Cat # DMDS-S Sharp Kit

The DiaSharp Magna-Disc System is designed to work with Work Sharp Models WS2000 and WS3000 and provides the Extreme Durability and Uniform Scratch Pattern of DMT Products. The Dia-Sharp diamond discs will outlast any conventional paper abrasive discs by more than 50-to-1.

Bench Stone Base

Cat # B8250


DuoBase Bench Stone Accessory can be used with all DuoSharp Bench Stones or any 6" x 2" stone. Provides 2" knuckle clearance for ease of use. Rubber feet secure the base and stone to the work bench or counter. Features a convenient handle on the underside for moving the stone over a large work piece for maximum versatility.




Diamond Stones



WOODCRAFTERS



6" DMT Diamond Bench Stones
 Cat # W6C Coarse
 Cat # W6F Fine
 Cat # W6FC Extra Fine
 Includes a hardwood box with non-skid rubber feet.



8" DMT Diamond Bench Stones
 Cat # W8C Coarse
 Cat # W8F Fine
 Cat # W6FC Extra Fine
 Includes a hardwood box with non-skid rubber feet. Tabs for permanent mounting are molded into the stone's base.

3" EZE Lap Diamond Stone

Cat # 26M Medium
 Cat # 26F Fine
 Cat # 26SF Extra Fine

1"x3" Diamond stone is grooved for fishhooks and comes with a leather pouch.



Diamond Hone & Stone




Made for hard to reach places: carbide table saw blades, hunting knives, woodworking tools, and router bits.

Cat # LCB Coarse
 Cat # LMP Medium
 Cat # LFR Fine
 Cat # LSFB Superfine

4" Diafold Diamond Stone

Cat # FWC Coarse
 Cat # FWF Fine
 Cat # FWE Extra Fine

All Diafold models feature a carrying case that unfolds into a permanently attached handle. The case both protects the tool and facilitates ease of use.





WOODCRAFTERS

Sharpening Products

The Fundamentals

A Good strop and strop abrasive is essential for any carving set. Keeping your blades honed is achieved easily and inexpensively with this combination. With some practice, you will be able to sharpen and finely hone every one of your carving tools, no matter what the profile. The difference it will make in the speed in which you can work, as well as the harder woods and finer detail will truly make a difference.



Slick Stick & Slick Stuff
Cat # SSS




Oneway Strop
Cat # OW2276



Wood is Good

- Small Strop Cat # WD400
- Large Strop Cat # WD401
- Abrasive Cat # WD402



Razor Sharp Edgemaking System

This revolutionary (literally!) concept in sharpening lets you keep your knives, chisels, and household utensils honed to the ultimate edge. Simply mount to your grinder, whether 6" or 8", and follow the simple directions.

- 3/4"x6" system Cat # PES6
- 3/4"x8" system Cat # PES
- 1/4"x6" system Cat # PES614
- Grit pack (refills) Cat # GP

Sharpening Products

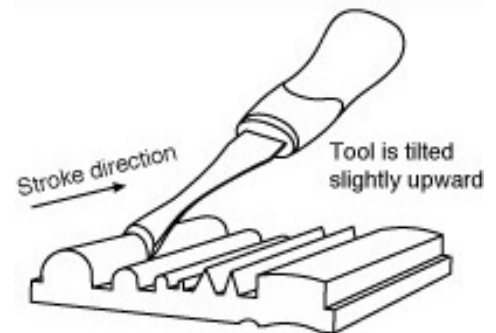
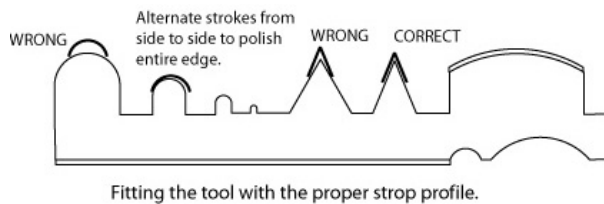
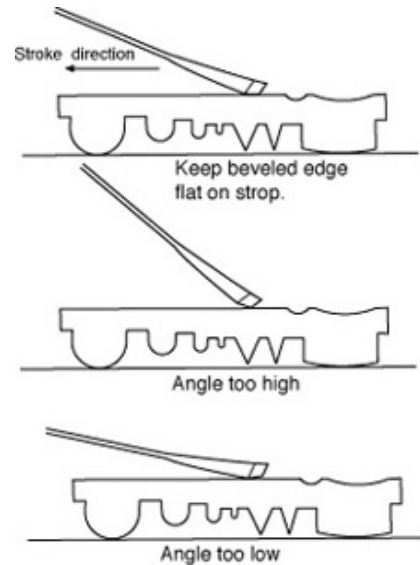



WOODCRAFTERS

Flexcut SlipStrop

The Flexcut SlipStrop is an economical way for maintaining your tools razor edge. It has been specially molded to allow for polishing and deburring the hard to reach areas on the inside of V-tools and gouges as well as the outside edge bevel. Includes small bar of Flexcut Gold polishing compound and detailed instructions.

Cat # PW12



Flexcut Gold Polishing Compound

Flexcut Gold Polishing Compound has been specially formulated to apply to the strop like a crayon. Its blend of aluminum and titanium oxide abrasives provide a balance between aggressive removal of hardened tool steels and offering a high-color polish.

Cat # PW11



WOODCRAFTERS

Sharpening Machines

TORMEK®




With a vertical wheel paired to a leather stropping wheel, the Tormek T-7 Sharpening System is the slow speed grinder that provides for all your sharpening needs, from fast material removal to final honing. The T-7 model improves the accuracy and safety in edge tool sharpening thanks to two new innovations, a Square Edge Jig and a Truing and Dressing Tool with screw feed. These developments also make the sharpening more user friendly.

Model T-7



Work Sharp WS3000 Tool Sharpener



Air-cooled, dry sharpening system eliminates the mess of a wet system and delivers higher material removal rates without affecting the steel temper. Compare to sharpening systems that cost \$100 more! Unique design allows for fast and easy reshaping of new or damaged chisels and planes (up to 2" wide), and fast honing of a micro bevel. Bevel angles are adjustable and are set in the sharpening port — not in a fixture or jig — so switching between angles is simple and fast. With maintenance-free tempered glass grinding wheel.

Model WS3000

Project Notes




WOODCRAFTERS

Lined area for project notes.



Carving Tools

At Woodcrafters, we pride ourselves in being on the forefront of technology when it comes to Carving Tools. We carry many different brands of hand carving tools that cover the gamut of size and capability. For beginners, we offer several different choices in handle type, and price range. Whether you are carving a lifelike garden bird, or a commemorative plaque. We also stock large scale tools for those who want lifelike to include lifesize. From all over the world, we offer the very best carving tools from names like Robert Sorby, and Flexcut, Bracht and Two Cherries. We also carry the best in power carving tools from Foredom, Dremel, Proxxon and Arbortech. Whatever your needs, we remain your carving headquarters.



James R. Rahm

Hand Carving Tools



WOODCRAFTERS

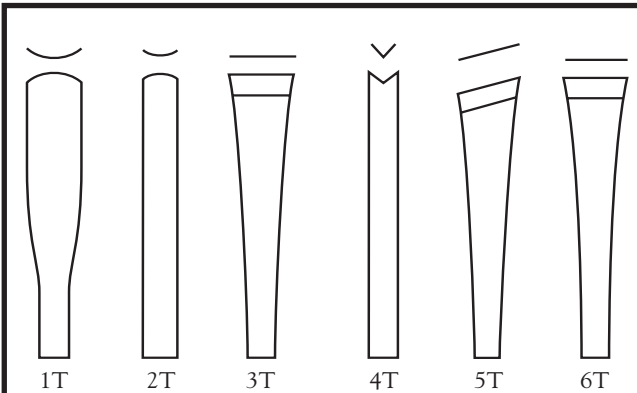

Our Most Popular Hand Carving Tools

These sets are forged from high quality tool steel, are sharp right out of the box, and are available in a wide variety of sizes, just right for almost any project. Best of all, they are inexpensive!

Perfect for the beginner, our Woodcrafters label carving tools are available with two different handle options to suit your style. You can either choose the palm style handle (above) or the straight handle.

All our Woodcrafters label carving tools are available in selected sets or individually, so you can buy exactly what you need.

Order individual tools by item number followed by tool number. (for example, use 117M-4 to order a palm-style Miniature V-parting tool).



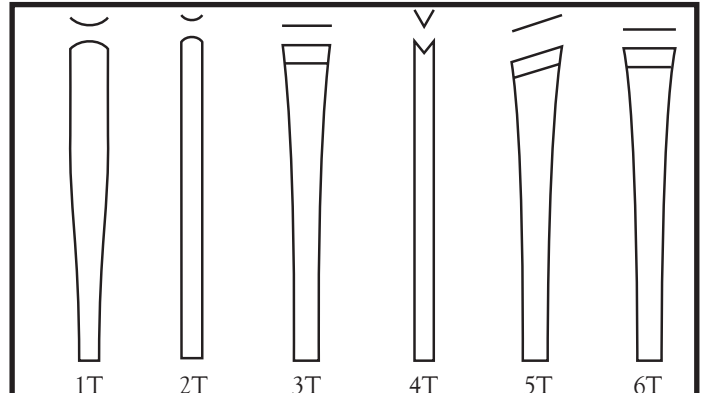
Standard Set

Our most popular set. This set includes the following: No. 1-bent large gouge, No. 2-straight small gouge, No. 3-straight square chisel, No. 4-bent V parting tool, No. 5-straight skew chisel, and No. 6-bent square chisel.

Cat #116 (Straight Handle)

Cat #117 (Palm Style)

Individual Tools



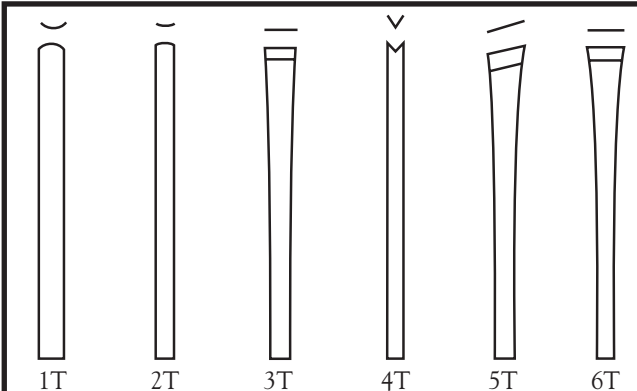
Small Set

The "Small" set is about 3/4 the size of the "Standard" set. This set includes the following: No. 1-bent large gouge, No. 2-straight small gouge, No. 3-straight square chisel, No. 4-bent V parting tool, No. 5-straight skew chisel, and No. 6-bent square chisel.

Item #116R (Straight Handle)

Item #117R (Palm Style)

Individual Tools



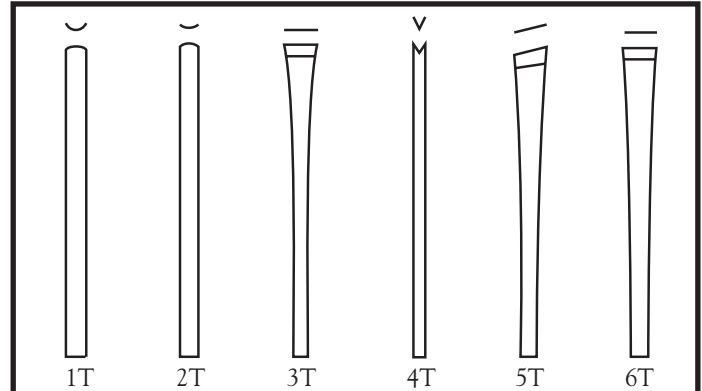
Miniature Set

The "Miniature" set is 1/2 the size of the "Standard" set. This set includes the following: No. 1-bent large gouge, No. 2-straight small gouge, No. 3-straight square chisel, No. 4-bent V parting tool, No. 5-straight skew chisel, and No. 6-bent square chisel.

Cat #116M (Straight Handle)

Cat #117M (Palm Style)

Individual Tools



Subminiature Set

This set is ideal for creating extra fine detail. The six piece set includes the following: No. 1-bent large gouge, No. 2-straight small gouge, No. 3-straight square chisel, No. 4-bent V parting tool, No. 5-straight skew chisel, and No. 6-bent square chisel.

Cat #116H (Straight Handle)

Cat #117H (Palm Style)


Individual Tools




WOODCRAFTERS

Hand Carving Tools

Warren Cutlery Corporation offers a versatile line of carving knives and chisels which enable the carver to swap a large variety of blades into a single handle. This points to an obvious money-savings: those nice hardwood handles on all your individual carving tools are expensive! By choosing the Warren system you only buy one handle, and when you need a blade or chisel, you buy only the cutting implement itself. Each tool is made of high carbon tool steel, custom forged and hand sharpened to a razor-edge.



Warren 10 Pc. Toolkit with Case
Cat No. Combi M-97



Warren 15 Pc. Toolkit with Case
Cat No. Combi T-4

Warren 8 Pc. Toolkit
Cat No. K91-1



Warren 8 Pc. Toolkit
Cat No. K91-2



Warren 7 Pc. Toolkit
Cat No. KB3-W



Warren 7 Pc. Toolkit
Cat No. KB3



Warren 4 Pc. Toolkit
Cat No. KBL3-W



Warren 4 Pc. Toolkit
Cat No. KBL-3



Warren Chisels & Gouges

We also stock a range of traditional carving tools from Warren. These tools have 3-1/2" long Walnut handles, honed and ready-to-use carbon steel edges. There is a 3/4" Fishtail Gouge, 1/2" Straight Chisel, 3/8" Veiner U Gouge, 1/4" Parting V gouge, 1/2" Skew-beveled one side. Warren gouges are hand-forged and sizes may vary slightly.

Hand Carving Tools

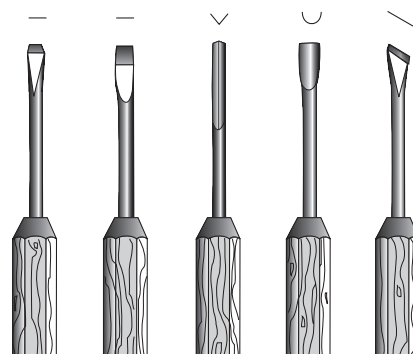


WOODCRAFTERS

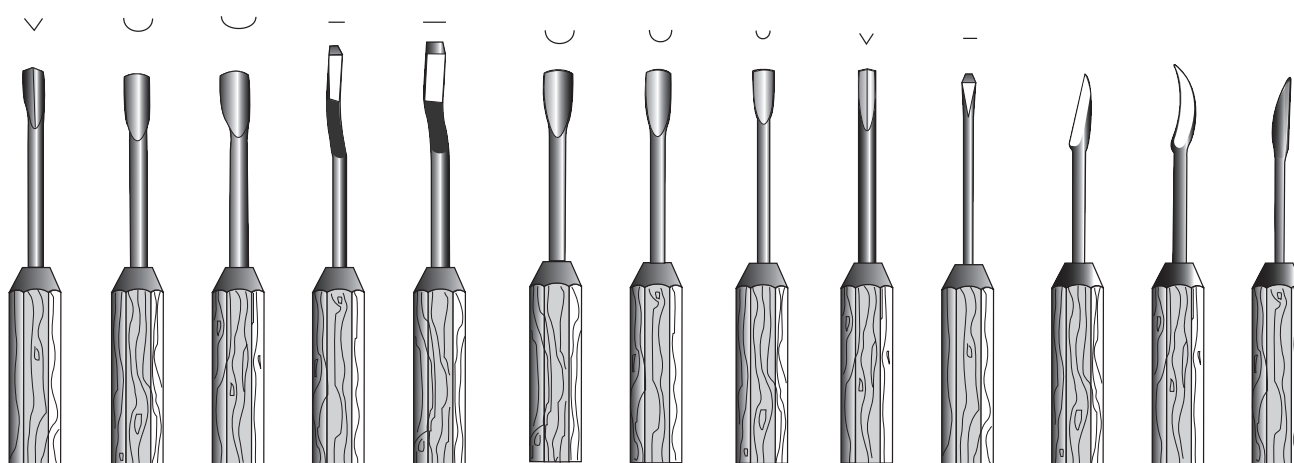
DOCKYARD MODEL COMPANY

Handcrafted Micro Carving Tools. Dockyard Tools are the finest quality micro-tools available for your small project or detail carving. The tools are packaged razor-sharp, with octagonal Cherry handles.

Each tool is individually hand forged. Tools are 5" long, and sets include two gouges (single and double bevel), 90° parting tool, U-gouge, and double bevel skew chisel.



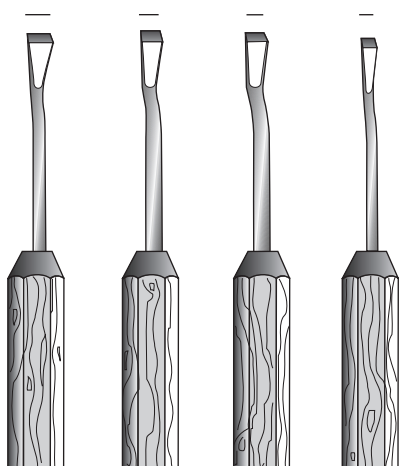
3mm Standard Set Cat # DCS3
 2mm Standard Set Cat # DCS2 1.5mm Standard Set Cat # DCS15



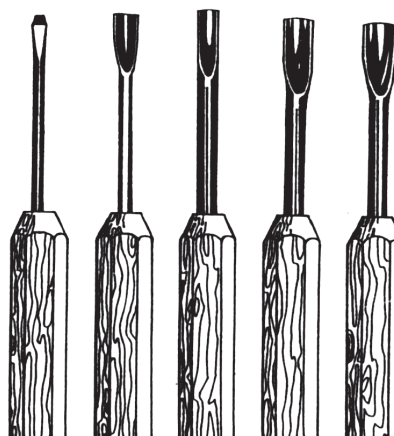
Micro Expansion set includes 3.25mm dogleg, 2.4mm dogleg, 5mm "U," 4mm "U," and 75° "V."
 Cat # DES

Micro Gouge set includes 5mm "U," 4mm "U," 3mm "U," and 1.5mm "U."
 Cat # DGS

Micro Carving Knives feature the three most popular full size carving blade shapes: drop hook, sheep-foot and tapered.
 Cat # DKSA



Dogleg set includes 2mm dogleg, 2.4mm dogleg, 2.75mm dogleg and 3.25mm dogleg.
 Cat # DBCS



Sculpture set includes 2mm pairing, 2mm v-gouge, 2mm u-gouge, 3mm u-gouge and 4mm u-gouge.
 Cat # DSS



WOODCRAFTERS

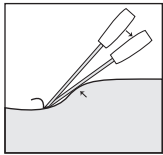
Hand Carving Tools

Flexcut

The design of conventional wood carving tools was primarily based on the need for production carving of furniture and architectural details. The hundreds of shapes, widths, and bends were all developed to carve ornamental motifs with as few cuts as possible.

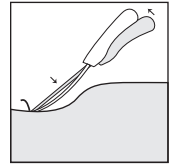
Tool design really hasn't changed much since the industrial revolution, however, carving has. Most production carving is now done by machine. Wood carving has become an artform for individual expression and one-of-a-kind sculpture. Flexcut tools have been designed to meet these needs.

When using a conventional tool, as the cuts become deeper, the shank bumps the back of the depression (Figure 1) hindering the carver's ability to end the cut smoothly. In the past this problem was solved by using a number of tools with a permanent bend in their shank allowing the cut to be ended. The deeper the depression, the tighter the bend. The problems with this method are numerous: It requires a large number of tools for infrequent operations, you must stop carving and find the tool with the proper bend, and since the bends are permanent they may not fit the task.



Flexcut multifunctional tools can replace a number of permanently bent ordinary tools. Their unique, spring shank has the ability to change shape as the contour of the wood dictates. When ending your cut, you simply push on the shank of the tools with your free hand (Figure 2). The edge reverses angle and comes out of the cut.

Flexcut tools are made of high carbon spring steel, and is tempered to hold an edge extremely well. All Flexcut tools come razor-sharp and ready to use right off the shelf. They are available either individually or in a variety of sets.



FR-604 Mini Palm Set

Set includes 125mm tools as follows:
No. 5 x 3mm gouge, No. 9 x 3mm gouge,
No. 11 x 2mm gouge, & 3mm x 70° V tool.

FR-404 Wide Palm Set

Set includes 125mm tools as follows:
No. 3 x 16mm gouge, No. 5 x 16mm
gouge, No. 8 x 10 gouge, and 10mm x
70° V tool.

SS-404 Skew Palm Set

Set includes 125mm tools as follows:
No. 3 x 16mm left & right hand skew
gouges No. 5 x 16mm left & right hand
skew gouges.

FR-310 Palm Set

Set includes 125mm length tools as
follows:
No. 2 x 10mm gouge, No. 6 x 10mm
gouge, 3mm veiner, 6mm x 80° V tool,
and 8mm skew.

Individual Tools Available -125mm Palm Size Tools-

   
FR-600 FR-601 FR-602 FR-603


FR-400


FR-305


FR-401


FR-306


FR-402


FR-309


FR-403


FR-308



FR-307



FR-604
Mini Palm Set



SS-404
Skew Gouge Palm Set



FR-404
Wide Format Palm Set



FR-310
Palm Set

Hand Carving Tools



WOODCRAFTERS

Flexcut

Flexcut Travel Kits

Portable tool kits contained in 10 compartment roll-up bundle for convenient storage.

SK106 - 5 Pc Set

Entry level tool set comes with quick connect handle and 4 interchangeable blades.

SK107 - 11 Pc Set

Same as above but with 10 blades for the best value.



KN700

Deluxe Palm & Knife Set

The Deluxe Palm & Knife Set brings together two popular tool sets. The set includes four knives - cutting knife, pelican knife, detail knife and a mini-detail knife. There are five palm tools including a skew, V-tool and three gouges in 1/8, 5/16 and 3/8-inch sizes. The set comes in a sturdy wooden box. Profiles: FR305, FR306, FR307, FR308, FR309.

FR-405

Combination Palm Set

Set includes 125mm length tools as follows:

No. 2 x 10mm gouge, No. 3 x 16mm gouge, No. 5 x 16mm gouge, No. 6 x 10mm gouge, No. 8 x 10mm gouge, 6mm x 80° V tool, 10mm x 70° V tool, 3mm veiner, and 8mm skew.

FR-804

Micro Palm Set

Set includes 125mm length tools as follows:

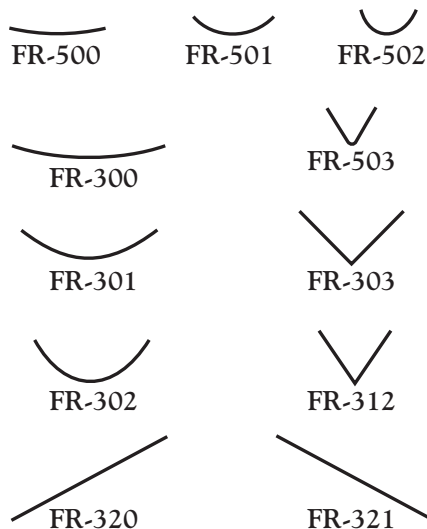
No. 9 x 1mm micro gouge, No. 9 x 1.5mm micro gouge, No. 9 x 2.5mm micro gouge, 1mm x 45° V-tool.



FR-405

Combo Palm Set

Individual Tools Available
-200mm Full Size Tools-



FR-804

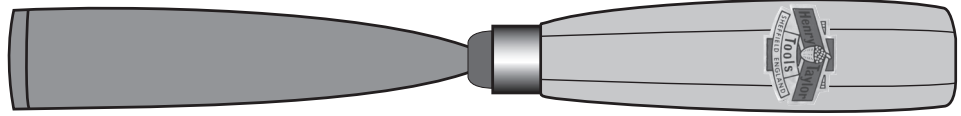
Micro Palm Set






WOODCRAFTERS

Hand Carving Tools



03


- 3mmHT0303
- 5mmHT0305
- 6mmHT0306
- 16mmHT0316
- 32mmHT0332



Straight Shaft Gouge

06


- 2mm HT0602
- 3mm HT0603
- 6mm HT0606
- 10mm HT0610
- 25mm HT0625
- 32mm HT0632
- 38mm HT0638



Straight Shaft Gouge

04


- 2mmHT0402
- 3mmHT0403
- 6mmHT0406
- 10mmHT0410
- 16mmHT0416
- 25mmHT0425
- 32mmHT0432
- 38mmHT0438



Straight Shaft Gouge

07


- 6mmHT0706
- 38mmHT0738



Straight Shaft Gouge

05

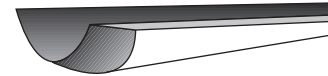
- 2mm HT0502
- 3mm HT0503
- 6mm HT0506
- 10mm HT0510
- 16mm HT0516



Straight Shaft Gouge

08

- 2mm HT0802
- 3mm HT0803
- 6mm HT0806
- 38mm HT0838



Straight Shaft Gouge



09 3mm HT0903
 5mm HT0905
 38mm HT0938

Straight Shaft Gouge

14 3mm HT1403
 20mm HT1420
 25mm HT1425
 32mm HT1432
 38mm HT1438

Bent Shaft Gouge

10 5mm HT1005
 13mm HT1013
 16mm HT1016
 32mm HT1032
 38mm HT1038

Straight Shaft Gouge

16 6mm HT1606

Bent Shaft Gouge

19 3mm HT1903

Bent Shaft Gouge

11 5mm HT1105
 13mm HT1113
 32mm HT1132

Straight Shaft Gouge

26 10mm HT2606
 13mm HT2613
 20mm HT2620

"Spoon" Shaft Gouge

28 6mm HT2806
 10mm HT2810
 13mm HT2813

"Spoon" Shaft Gouge



Hand Carving Tools



WOODCRAFTERS

32

6mm	HT3206
10mm	HT3210
13mm	HT3213
20mm	HT3220

"Spoon" Shaft Gouge

42

3mm	HT4203
6mm	HT4206

Bent Parting Tool

39

3mm	HT3903
-----------	--------

Straight Parting Tool

43

3mm	HT4303
6mm	HT4306
10mm	HT4310
13mm	HT4313

Spoon Shaped Parting Tool

41

3mm	HT4103
-----------	--------

Straight Parting Tool

45

6mm	HT4506
10mm	HT4510

Straight Parting Tool

Pocket Carving Knives

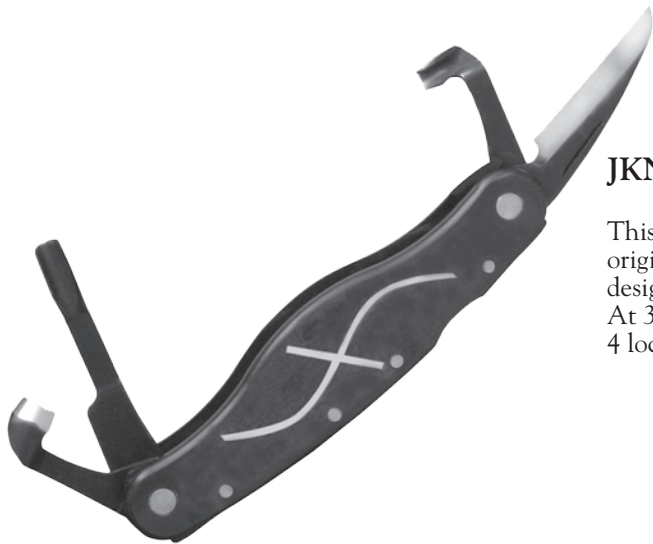


WOODCRAFTERS

Flexcut

JKN91 Right-handed Carvin' Jack JKN91L Left-handed Carvin' Jack

The Carvin' Jack is a complete carving kit in your pocket. At 3.5 ounces and a closed length of 4-1/4", it features 6 locking edge tools. Each kit also includes a leather belt mounted sheath, a custom fit SlipStrop and Gold Polishing compound.



JKN89 Pocket Jack for Carvin'

This Flexcut Jack-Knife is a smaller version of our original Carvin' Jack, the first folding multi-tool designed specifically for the needs of woodworking. At 3 ounces and a closed length of 4-1/4", it features 4 locking edge tools.

JKN88 Whittlin' Jack

The Whittlin' Jack features a 1 1/2" Detail Knife and a 2" Roughing Knife. It weighs 3 ounces and is just over 4" long when closed. Blades do NOT lock.






WOODCRAFTERS

Carving Knives

Flexcut

KN17 1" Mini Draw Knife

This miniature draw knife is designed for hard to reach areas, where a pulling action is more conducive to efficient stock removal. The flexible shank allows the cutting angle to be changed easily for contoured cuts.



KN18 Pelican Knife



KN19 Mini-Pelican Knife



KN20 Mini-Chip Knife



Scorps Knives

These knives are essentially right-angled gouges for carving areas where the full length of a gouge will not fit. Right hand and left hand models are available. Choose for cutting toward and away from you.



Right Hand
Left Hand


KN21
KNL21


KN22
KNL22


KN23
KNL23


KN24
KNL24

Power Carving Tools



WOODCRAFTERS



ARBORTECH
Woodcarving Blades
Safe & Controllable
Power Carving

(Industrial Pro shown attached to Makita Grinder, not included.)

(Adaptable to most 4" & 4-1/2" Angle Grinders.)
Makita 95527PB



Woodcarver Pro Kit
The Woodcarver blade has an extremely hard cutting edge and resilient inner core to withstand the stresses of high-speed carving.
Model WCB-500



Industrial Pro Kit
This is the tool for the pro or the serious hobbyist. Precision machined from hardened tool steel with three replaceable tungsten carbide teeth.
Model IND-200



Power Chisel
The power chisel is ideal for small and large projects. The smooth action allows long, consistent cuts for texturing and carving wood.
Model PCH-101

Mini-Grinder
Choose the Mini-Grinder to assist in rough shaping prior to finishing with traditional hand tools or for rough forming right through to detail carving.
Model MIN-200



PROXXON TOOLS WITH CHARACTER



Power Carver
Motorized Reciprocating Carver for wood-carvers, model builders and artists.
Cat # PR38642



Power Drill/Grinder
A quiet power house. Electronic variable speed from 5,000rpm to 20,000rpm, with .02" - .125" keyless chuck.
Cat # PR38472



Mini-Belt Sander
Electronic variable speed for shape finishing, mortising, fine polishing of flat surfaces as well as de-burring and paint removal. Complete with 2-100grit and 2-240grit belts.
Cat # PR38536



Delta Sander
Small yet efficient sander for very tight spots, corners, sides and inaccessible areas. Oscillating motion outperforms the more conventional orbital sanders.
Cat # PR38520



Pen Sander
this superfine sander with linear sanding motion operates at 8,000 strokes per minute with a .1" stroke. Perfect for finishing work where space is a premium.
Cat # PR28594



WOODCRAFTERS

Rotary Tools Accessories

FOREDOM power tools



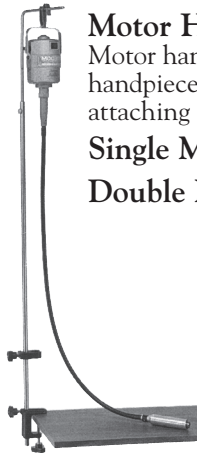
Foredom 5240 Carving Kit

1/8hp motor, variable speed from 0-14,000rpm. Kit comes with a foot pedal, shaft lubricant, tools, and a basic set of grinding points (bits). Several handpieces are available, and we carry a full complement of maintenance and accessory kits.

FO-5240

Carving Bits & Burrs

Woodcrafters carries in stock a wide variety of carving bits and burrs from Foredom, Kutzall and Typhoon. So if you are roughing out, doing fine detail or finish work come see us for the bits and burrs to do the job.




Motor Hanger

Motor hanger for the 5240 comes with HR-1 handpiece rest and BC-1 mounting clamp for attaching to bench tops.

Single Motor Hanger: Cat # FOMH5

Double Motor Hanger: Cat # FOMH3



#8 Handpiece

The #8 features a sliding collar that allows quick changing of collets and bits. The sliding protective sleeve allows close-in work. Comes with 3/32" collet. Accepts 1/32", 1/16", and 1/8" collets as well. 4 oz. **Cat # FO8**



8D Flexible handpiece

Similar to #8 but with the added convenience of a flexible center for greater balance and comfort. Not recommended for heavy grinding. Includes 3/32" collet. 5 oz. **Cat # FO8D**



44T Handpiece

This handpiece, modeled on the Standard, features a contoured grip which is more comfortable and gives finer control over your work. **Cat # FO44T**



28 Handpiece

Every Foredom flexible shaft user will like the slim tapered grip on this lightweight, smooth running, ball bearing handpiece. It's ideal for intricate detail work as well as general grinding, polishing, deburring, and carving with 3/32" and 1/8" shank accessories. **Cat # FO28**



50 Handpiece

This handpiece has a contoured body design that features a rugged plastic barrel and tapered aluminum ends. The easy to maintain chisel handpiece is recommended for use with the 1/3 HP Series TX or 1/6 HP Series SR motors, and attaches to any flex shaft machine with a standard key tip shaft. **Cat # FO50**

50C Handpiece

Same as 50 Handpiece above but comes with 6pc chisel set **Cat # FO50C**

Replacement Blades




WOODCRAFTERS

Flexcut

Replacement blades
to fit the Automach WCS-100 and the
Ryobi DC500K power carvers.

Using **Flexcut** blades with your Ryobi or Automach power carvers finally give you control and versatility these tools were designed to offer. These blades are tempered to be harder and to hold an edge longer than other after-market replacement blades. Best of all, they are razor sharp right out of the package!

STANDARD FORMAT SET



RG-310

Set includes the following:

No. 2 x 13mm gouge, No. 6 x 13mm gouge,
7mm 80° V tool, and 3mm veiner

WIDE FORMAT SET



RG-404

Set includes the following:

No. 3 x 16mm gouge, No. 5 x 16mm gouge, No. 8
x 13mm gouge, and No. 13 x 70° V tool



Flexcut SK109 Universal Adaptor

Fits many reciprocating hand pieces and power tools. Accepts all Flexcut SK range of carving tools. Tools can be inserted into the quick connector SK100 ABS handle.


SK109



Flexcut SK100 ABS Quick Connect Handle

Allows for tool changes in seconds. The high-impact ABS can be struck for light mallet work. The yellow, soft urethane, provides for exceptional grip.

SK100



RG100 14 Piece
Deluxe Power Gouge Set
from

Flexcut

Flexcut Deluxe Power Gouge Set

A complete 14pc set of quality Flexcut power gouges made for use in almost any reciprocating power carver on the market. The same low resistance cutting edge that Flexcut is known for now allows your carver to work less and carve more. These tools also work great with the power off. Comes in a wooden storage box. Adaptors included.

RG100












WOODCRAFTERS

Rotary Carving Burrs

Typhoon[™]
Carbide Burs

These unique, structurally aligned tungsten carbide points leave a smoother finish than other types of tungsten carbide burrs. They last longer and do not load as quickly. Use the coarse and fine grits for general shaping and sanding. The new "rough" grit is for rapid and very aggressive shaping and roughing out work.

Maximum Speed Rating is 25,000 rpm. Made in U.S.A.

	Shank Size	Head Diameter	Head Length	Rough Part No.	Coarse Part No.	Fine Part No.
Sphere 	3/32"	5/16"	5/16"			KB32315
	1/8"	5/16"	5/16"		KB18314	KB18315
	1/8"	7/16"	7/16"		KB18338	KB18339
	1/4"	9/16"	9/16"		KB14312	KB14313
	1/4"	11/16"	11/16"		KB14334	KB14335
	1/4"	15/16"	15/16"	KB14394	KB14395	KB14396
Long Taper 	3/32"	3/16"	3/4"			KB32119
	1/8"	3/16"	3/4"		KB18118	KB18119
Taper 	3/32"	3/32"	5/8"		KB18114	KB32915
	1/8"	7/16"	1/2"		KB14114	KB18115
1/4" Taper 	1/4"	5/16"	1-1/2"		KB14158	KB14115
	1/4"	9/16"	1"		KB14178	KB14159
	1/4"	13/16"	1-3/8"	KB14177	KB66158	KB14179
	6mm	14mm	25mm			KB66159
Cylinder 	3/32"	5/16"	1/2"			KB32519
	1/8"	3/16"	3/4"		KB18518	KB18519
	1/8"	5/16"	1/2"		KB18514	KB18515
	1/4"	5/16"	1-3/4"		KB14514	KB14515
	1/4"	9/16"	3/4"		KB14512	KB14513
	1/4"	9/16"	3/4"		KB14522	
	1/4"	13/16"	1-1/4"		KB14534	KB14535
Ball Nose 	3/32"	5/16"	1/2"			KB32719
	1/8"	3/16"	7/8"		KB18718	KB18719
	1/8"	5/16"	1/2"		KB18714	KB18715
	1/4"	5/16"	1-3/4"		KB14714	KB14715
	1/4"	9/16"	3/4"		KB14712	KB14713
	1/4"	11/16"	3/4"		KB14716	KB14717
	1/4"	13/16"	1-1/4"	KB14733	KB14734	KB14735
	6mm	21mm	32mm		KB66734	KB66735
Rotor Saw 	3/32"	7/16"	3/16"			KB32813
	1/8"	7/16"	3/16"		KB18812	KB18813
	1/8"	11/16"	3/16"		KB18834	KB18835
	1/4"	13/16"	3/16"		KB14834	KB14835
	1/4"	1-1/16"	3/16"		KB14895	KB14896
	1/4"	1-5/16"	3/16"		KB14897	KB14898
Flame 	3/32"	5/16"	1/2"			KB32913
	1/8"	7/16"	5/8"		KB18914	KB18915
	1/4"	3/8"	3/4"		KB14912	KB14913
Dove Tail 	1/8"	7/16"	1/2"		KB18638	KB18639


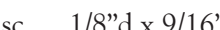

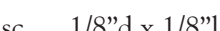

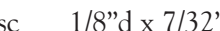

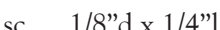

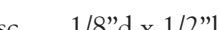

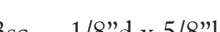

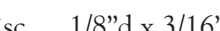
Always Wear Proper Eye and Face Protection While Using Typhoon Burrs or Discs in any Power Tool.

Rotary Carving Burrs



WOODCRAFTERS

1/8" DIAMETER, SINGLE CUT

- | | | |
|---|---------|--------------------------|
|  | SC-42sc | 1/8"d x 9/16"l |
|  | SC-42dc | double cut |
|  | SD-42sc | 1/8"d x 1/8"l |
|  | SD-42dc | double cut |
|  | SE-41sc | 1/8"d x 7/32"l |
|  | SE-41dc | double cut |
|  | SH-41sc | 1/8"d x 1/4"l |
|  | SH-41dc | double cut |
|  | SL-42sc | 1/8"d x 1/2"l 8° taper |
|  | SL-42dc | double cut |
|  | SM-43sc | 1/8"d x 5/8"l 7° taper |
|  | SM-43dc | double cut |
|  | SN-42sc | 1/8"d x 3/16"l 10° taper |
|  | SN-42dc | double cut |

















**Double cut available
through special order only.**

Carbide Burrs

These carbide burrs are designed to cut very aggressively, yet leave a finer finish than our coarse cutting burrs listed previously. Use these burrs as your last step before final texturing.

Our burrs are available in two cutting configurations— single cut (sc), for power carvers that spin one direction, and double cut (dc), for use with reversible motor tools.

1/4" DIAMETER



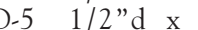
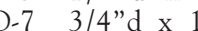
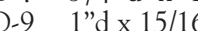


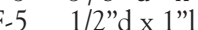




- | | | |
|--|---------|-------------------------|
|  | SA-51s | 1/4"d x 1/2"l |
|  | SA-51dc | double cut |
|  | SC-51sc | 1/4"d x 1/2"l |
|  | SC-51dc | double cut |
|  | SD-51sc | 1/4"d x 7/32"l |
|  | SD-51dc | double cut |
|  | SE-51sc | 1/4"d x 3/8"l |
|  | SE-51dc | double cut |
|  | SF-51 | 1/4"d x 3/8"l |
|  | SF-51dc | double cut |
|  | SG-51sc | 1/4"d x 1/2"l |
|  | SG-51dc | double cut |
|  | SM-51sc | 1/4"d x 1/2"l 22° taper |
|  | SM-51dc | double cut |
|  | SN-51sc | 1/4"d x 1/4"l 10° taper |
|  | SN-51dc | double cut |

**Double cut available
through special order only.**

Single cut tools cut more quickly, have a coarser cut, and they don't clog as quickly as the double cut.

Double cut burrs, however, offer a smoother finish, and will enable you to cut both directions without tearout.

1/4" SHANK, DOUBLE CUT

- | | | |
|---|------|------------------|
|  | SC-3 | 3/8"d x 3/4"l |
|  | SD-3 | 3/8"d x 5/16"l |
|  | SD-5 | 1/2"d x 7/16"l |
|  | SD-7 | 3/4"d x 11/16"l |
|  | SD-9 | 1"d x 15/16"l |
|  | SE-3 | 3/8"d x 5/8"l |
|  | SF-3 | 3/8"d x 3/4"l |
|  | SF-5 | 1/2"d x 1"l |
|  | SG-3 | 3/8"d x 3/4"l |
|  | SH-2 | 5/16"d x 3/4"l |
|  | SL-3 | 3/8"d x 1-1/16"l |
|  | SM-4 | 3/8"d x 5/8"l |

**Double cut available
through special order only.**




Rotary Carving Burrs

Aluminum Oxide Points


Aluminum oxide points are primarily designed and used for shaping metal, but they are very effective when used for detailing very hard woods. Oxide points come in two grades: **Red** for medium to fine work, and **White** for an extra-fine finish.

Specify Red or White when ordering.




Diamond Points

Created by shaping metal heads and embedding them with crushed diamonds, these bits are designed to outlast carbide bits by a factor of ten. They are designed for fine detailing and working on small projects.



Ruby Points

Built in the same manner as diamond points, ruby points are used for fine finishing, and will last much longer than metal burrs. They provide many of the benefits of our diamond cutters but less expensive.



We are on the Web ...



WOODCRAFTERS

Come Visit Us on the Web at
www.woodcrafters.us

Go to Home Page • Download a Catalog • Saturday Demos • Join Our Mailing List • Coupon Specials • Contact Us

WOODCRAFTERS

Welcome to Woodcrafters
Everything for the Woodworker, and More!

Click Here to Take a Tour

Flexcut

Respected around the world, Flexcut carving tools and accessories are available for every type of woodcarving, from whittling to intricate figures, signs and woodblocks. If you love woodcarving, you have to know and love Flexcut.

212 NE Sixth Ave. • Portland, OR 97232 • Phone: 503-231-0226 • Toll-Free 800-777-3709
Store Hours: Mon-Fri 8am - 6pm • Sat 9am - 5pm • Open on Sunday 9:30am - 4pm thru Jan 6th

Join us on **facebook**

Lots of information about Woodcrafters and how we are constantly looking to improve our product selection, and helpful service.

You'll be able to download our most recent Catalogs, check out our Schedule of Free Saturday Demos, and browse through our new Monthly Specials by Department.

Whether you are in Portland, Oregon or Paris, France, you now have access to Woodcrafters and all we have to offer.

CHECK IT OUT
at www.woodcrafters.us



Wood Burning Tools




The Hot Tools Burning System. Cat # HT1

This tool is an excellent burning system for doing light lettering, feathering, and accenting your carvings. The Hot Tool is a 20 watt machine which comes with the Standard tip. The Standard tip is a multi-purpose tip with a sharp edge. There are several inexpensive and versatile tips available for a variety of applications, and there is an optional rheostat which enables you to precisely control the temperature of your tip.

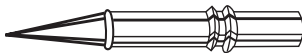
Tips Available for the Hot Tools Burning System (not included with tool)



Standard Tip
Cat. #HTST



1/16" Circle Tip
Cat. #HT116C




Needle Tip
Cat. #HTN




1/8" Circle Tip
Cat. #HT18C




Blank Tip
Cat. #HTB



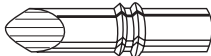
3/16" Circle Tip
Cat. #HT316C



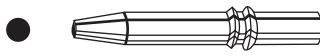
Feather Tip
Cat. #HTFT



1/16" Round Tip
Cat. #HT116R



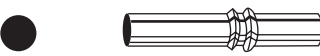
Multigroove
Cat. #HT56




1/8" Round Tip
Cat. #HT118R




Multigroove
Cat. #HT44




3/16" Round Tip
Cat. #HT316R



Knife blade
Cat. #HTKN



Button Tip
Cat. #HTBU



Dial Temp Cat # DT

By dialing down the Hot Tool's temperature, it is possible to accurately place extra fine lines and shading on everything from bird feathers to plaque rendering.

Creative Woodburner Pen Cat # 5570

A great pen for the beginning pyrographer. Includes four different points,

1. Universal
2. Cone
3. Shading
4. Flow



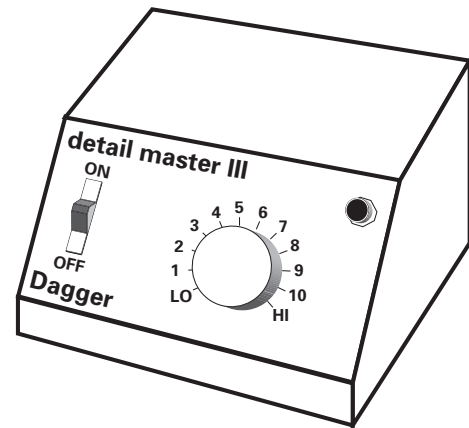
Wood Burning Tools



WOODCRAFTERS

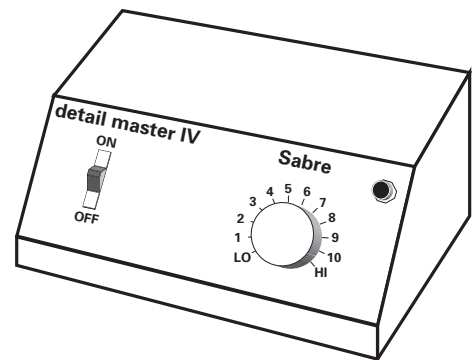
Dagger. This system, the least powerful of the Detail Master line, is far from a "basic system." It has variable temperature control with 50 watts maximum power and a quick recovery element.

Cat # DMB-3



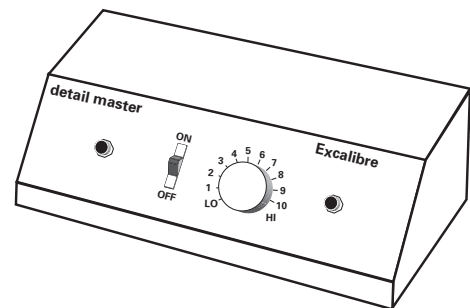
Sabre. The 100 watt power of this system makes it the workhorse of the state-of-the-art burning systems. It is the system most popular with the serious and champion carvers. If you intend to do the most precise work and you want to win blue ribbons, consider the SABRE.

Cat # DMB-4




Excalibre. This is the ultimate burning system for the professional carver and pyrographer. The top of the line Excalibre, at 130 watts, is the most powerful and versatile Detail Master available. The high wattage provides almost instant heat recovery. The Excalibre has two power ports, so the user can have two pens available in a matter of seconds. The unit can go from 0°-2,000°F in six seconds or less.

Cat # DMEB




THE HANDPIECE



The burning pen handpieces are tested before they are shipped, insuring 100% satisfaction to the user. They are constructed of an alloy which resists deformation from high temperatures, and is vented to keep your hand from overheating. Each tip has a factory edge, but it is recommended that they be sharpened further before using the tool. On the following pages you will see a complete list of handpieces and replaceable tips available at Woodcrafters.

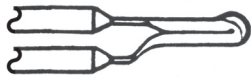


Wood Burning Pens & Tips



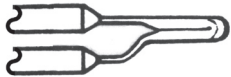
1-C. This is the intermediate 45° angle tip. Like the 1-A, but wider-about 3/16". More of a general purpose tip, but still able to execute intricate work.

Cat # 1-C-RV2



2-A. This pen is designed to be push-pulled horizontally in those hard-to-reach areas. You can put this pen into tight areas and still be able to detail the carving while holding the pen parallel to the lines you're burning.

Cat # 2-A-RV2




2-B. This flattened tip is radiused across the entire top. The tip is used on small feather patterns and in reversed curve areas.

Cat # 2-B-RV2



*The Old Barn
from
Woodburning Basics
by Dick Armstrong*



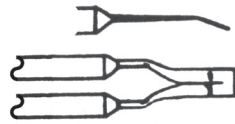
2-D. This is the largest of the curved tips. Also used for general purposes as well as reversed curves. Sometimes used for burning fish scales.

Cat # 2-D-RV2



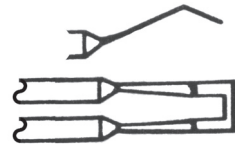
3-A. Designed especially for carvers of song birds and miniatures. The pen creates an especially fine line.

Cat # 3-A-RV2



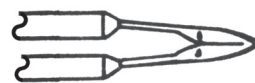
4-A. The ultimate pen for bird carvers. Designed to raise shafts on bird feathers. It has a bottom "shoe" for strength and will take firm pressure to depress the fibres in the wood.

Cat # 4-A-RV2



4-C. Larger version of the 4-A. The 4-C is about 1/4" wide and will stand up to firm pressure. Undercutting, outlining and layering feathers are easily accomplished with this pen. Shading from a straight line this pen is used by pyrographic artists.

Cat # 4-C-RV2

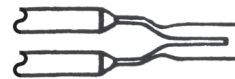


5-A. The smallest spear tip available. It is used for line detail burning in very tight areas. Longer tips available.

Cat # 5-A-RV2

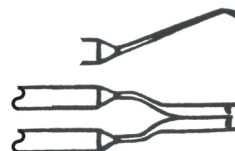
Cat # 5-AL-RV2 (1-7/8")

Cat # 5AXL-RV2



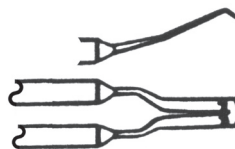
6-B. Designed for calligraphy burning in wood. It has a flat, 1/8" wide face with all the corners rounded off.

Cat # 6-B-RV2



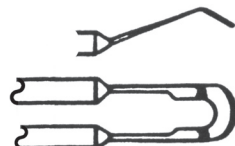
7-A. This tip has a rounded end for shading, flat burning, or etching. This pen is 1/8" wide.

Cat # 7-A-RV2



7-B. Similar to 7-A, but 3/16" wide.

Cat # 7-B-RV2



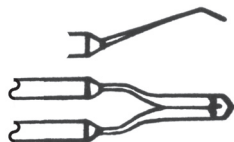
7-C. The largest of the 7's. 1/4" wide blade. It is sometimes used in fish scaling.

Cat # 7-C-RV2

Wood Burning Pens & Tips



WOODCRAFTERS



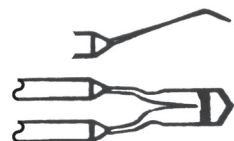
8-A. Much like the series 7 pens except that the tip starts from two 45° angles leading to a point. Used for shading out of a corner. 1/8" wide.

Cat # 8-A-RV2




10-B. 3/16" wide. Favored for making heavy lines with graceful curves. It does well cutting plastic. More effective than knives since it requires no pressure.

Cat # 10-B-RV2



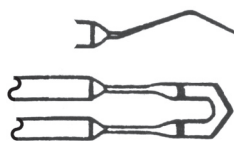
8-B. The intermediate 8 series pen. It is 3/16" wide and has the same angled tip.

Cat # 8-B-RV2



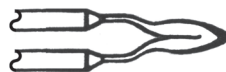
10-C. The widest and strongest of the "hot knives" at 3/8" inch. This is a very popular general purpose knife.

Cat # 10-C-RV2



8-C. The widest 8 series pen. The blade is 1/4" wide. It is the perfect tool for shading full size birds. It is the strongest of the undercutting pens and has the advantage of the pointed tip.

Cat # 8-C-RV2



11-A. This is a flattened, narrow spear shaped pen. It is like two 10-A pens back to back. Originally designed for making insert grooves and undercutting, but great for making "S" curves.


Cat # 11-A-RV2



10-A. An exceptionally versatile pen. Make fine lines with invisible edges with its rounded cutting edge. Great on small birds, animals, and miniatures. 1/8" wide.


Cat # 10-A-RV2

Cat # 10-AXL-RV2



Dick Armstrong,
Pyrographer & Author

WOODBURNING BASICS by Dick Armstrong



Using a simple, single-tip woodburning tool, our good friend Dick Armstrong reminds us that the art of woodburning is more in the technique than in the tools. Dick's first book takes you through three projects from the easiest, a Lighthouse, one of medium difficulty, a Dilapidated Barn, and one that requires some skill, a Clipper Ship. Every step is clearly illustrated with photographs and a description. You will also find a gallery of some of Dick's work. If you ever questioned if woodburning was an artform, this marvelous book will convince you that it is.

64 pages

Cat. No. 2675-2

See more instructional books starting on page 40 of this catalog.



Carving Mallets



Cat#
MMM



Cat#
MAHH



Cat#
MA12

Maple Mallets

One-piece solid maple mallet designed and made for medium carving. Handles fit well in your grip and are completely wax-coated to deter possible checking.

Cat# MMM

Hard Head Mallets

Made from ultra high molecular wear polyethylene and guaranteed unbreakable. The handles are beautifully turned from New England Hardwoods, then polish sanded. Indestructible as a carving mallet.

Cat# MAHH

Quiet Mallets

Designed to be quiet and yet able to transmit the maximum blow to the tool, the head is made of a tough urethane material and guaranteed unbreakable. The handles are beautifully turned from select New England Hardwoods then polish sanded.

Cat# MA-12 (12oz., 2-3/4" Dia.)

Cat# MA-20 (20oz., 3-1/2" Dia.)



Cut Resistant Carving Gloves

Safe-Knit gloves offer cut resistance comparable to steel fiber, along with far superior comfort and flexibility.

The engineered yarn that makes up these gloves is a blend of abrasion resistant Spectra® fiber and other synthetics. These high-tech fibers form a rugged cut-resistant barrier that's easy on hard-working hands.

Available in sizes EXS, SM, MD, LG, ELG.

Spectra Fiber

Cat#	Size
CGFXS	Extra Small
CGFS	Small
CGFM	Medium
CGFL	Large
CGFXL	Extra Large

Steel Fiber


Cat#	Size
CGSM	Medium
CGSL	Large

Carving Accessories



WOODCRAFTERS

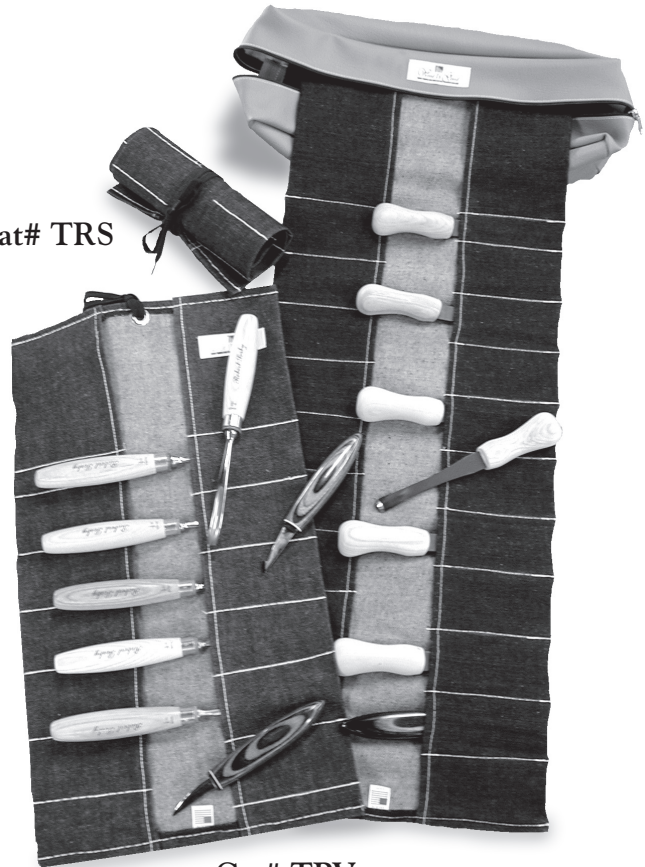
Tool Wraps



Woodcarver's Vise

This versatile work holder was designed with the woodcarver in mind. It will clamp to the edge of a workbench, making it easily accessible from all sides. The workpiece mounts securely to the holder with screws, and then can be raised and lowered, turned and tilted to make your work much easier than a regular vise.
Cat# CV01

Cat# TRS



Cat# TRV

Cat# MTR


Carving Tool Wraps

Hold your carving tools in a protective, portable denim wrap. Our largest holds up to 28 tools in a zippered vinyl bag.

Cat#	Size
TRS	12 Tools
MTR	18 Tools
TRV	28 Tools

Flexcut 19 Pocket Tool Roll

Add to your craft kit tool collection and keep them all in one convenient toolroll.
Cat# SK200



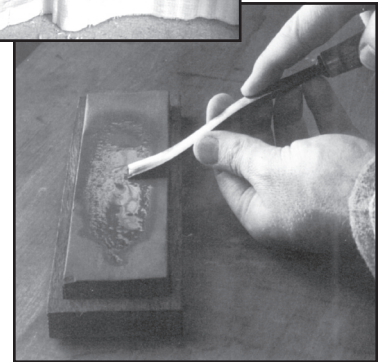
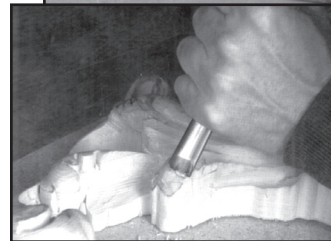
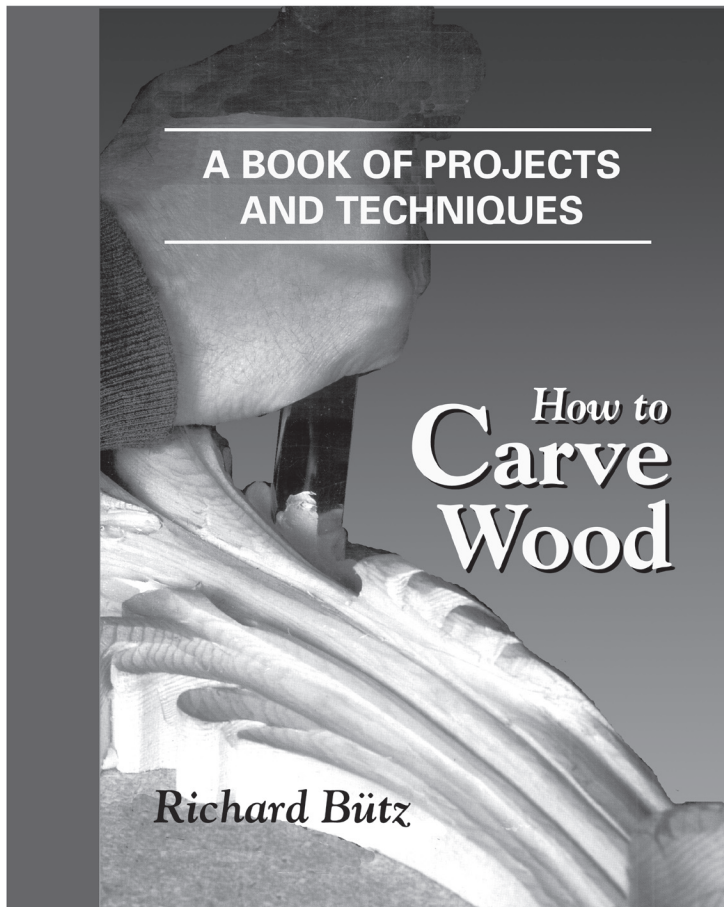


WOODCRAFTERS

Carving Books

How to Carve Wood

by Richard Bütz



Almost anyone could begin from point zero and find enough information in this book to learn how to carve wood ... clear, interesting and inspiring, with excellent photos and illustrations.

Contains not only basic and professional level carving techniques, but how to choose your tools and keeping them sharp.

215 pages
Cat. No. 20-5

Carving Books




WOODCRAFTERS


CARVING & PAINTING SERIES

By *Curtis J. Badger*


Step-by-step instructions from world-class carvers take you from raw block to finished bird. Lay-out, carving, detailing, mounting, and painting all illustrated with color photos.




Carving and Painting a Black-Capped Chickadee with Ernest Muehlmann
96 pages
Cat. No. 2423-9



Carving and Painting a Green-Winged Teal with Jim Sprinkle
112 pages
Cat. No. 2751-3




Carving and Painting a Northern Cardinal with Bob Guge
96 pages
Cat. No. 2753-X



Carving and Painting a Red-Eailed Hawk with Floyd Scholz
96 pages
Cat. No. 2704-1

CARVING NATURE'S RASCALS *Woodcarving an Armadillo, Skunk, Mouse, and Raccoon* by *Leah Wachter*



Leah Wachter

A Schiffer Book for Carvers



Leah Wachter & Field Mouse



Using over 230 brilliant color photographs, paint color charts, and precise patterns, Leah Wachter provides woodcarvers with all the information necessary to create incredibly detailed small animals from basswood. Step-by-step instructions lead the woodcarver successfully through each step for carving a field mouse. Woodburning and painting techniques are equally detailed.


64 pages
Cat. No. 1966-3



WOODCRAFTERS

Carving Books

FOX BOOKS Holiday Series




Carving Scrooge and Dickens' "A Christmas Carol"

by Vince Squeglia

The beloved characters of Scrooge, Tiny Tim, Bob Cratchit and others from Dickens' holiday classic are brought to life in this excellent pattern book.

56 pages
Cat. No. 082-5




Old St. Nick Carving

by David Sabol

David Sabol demonstrates his traditional wood carving techniques, taking the reader through each step from wood blank to finished carving with clear, step-by-step instructions and color illustrations.

64 pages
Cat. No. 0039-3



Santas and Snowmen: Carving for Christmas

by Tina Toney

Relief carve a classic Santa Christmas ornament or cheerful Snowman pin or carve a Roly Poly St. Nick full of good cheer. Over 13 projects for you to carve and paint for next Christmas, and for years to come.


56 pages
Cat. No. 083-3

Whale Carving

by Réal Cloutier

Woodcarvers learn every step necessary to carve two large whales, the Sperm and Fin, through 120 color photos and detailed carving and painting instructions. Patterns are also provided for the Blue, Humpback, Right, and Grey whales. Sophisticated tools are not required for these projects, and the patterns are designed to place details of large whale anatomy proportionately in each project. A gallery featuring finished carvings is provided.

64 pages
Cat. No. 2767-4

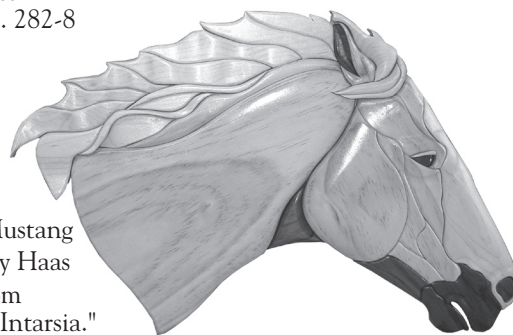


Wildlife Intarsia

by Judy Gale Roberts & Jerry Booher


This intarsia pattern book of American wildlife is an accumulative representation of two decades of works of art from Judy Gale Roberts and Gary Booher. Although mainly a pattern book, it also includes basic instructions for three demonstration projects.

115 pages
Cat. No. 282-8



Wild Mustang
by Larry Haas
from
"Wildlife Intarsia."

WHALE CARVING




A Schiffer Book for Carvers

Réal Cloutier


Carving Books



WOODBURNING BASICS by Dick Armstrong



The Old Barn
from
Woodburning Basics



Dick Armstrong,
Pyrographer & Author

Using a simple, single-tip woodburning tool, our good friend Dick Armstrong reminds us that the art of woodburning is more in the technique than in the tools. Dick's first book takes you through three projects from the easiest, a Lighthouse, one of medium difficulty, a Dilapidated Barn, and one that requires some skill, a Clipper Ship. Every step is clearly illustrated with photographs and a description. You will also find a gallery of some of Dick's work. If you ever questioned if woodburning was an artform, this marvelous book will convince you that it is.


64 pages
Cat. No. 2675-2

CARVING CYPRESS KNEES by Carol Jean Boyd



Cypress knees—stumps found in swamps of the southeastern United States that protrude from the water and vary in shape, size, and color—are the subject matter of this carving guide. Known for their excellent carving properties, cypress knees and their history are discussed as well as carving preparations and alternative options for those without access to this Gulf Coastal wood.

89 pages
Cat. No. 271-6






WOODCRAFTERS

Carving Books

Intarsia Relief in Wood

You'll be amazed by the beautiful pictures you can create with the ancient woodworking technique of Intarsia. Thought to date back perhaps as far as the early Egyptians and honed to perfection by Italian masters during the Renaissance, Intarsia is the art of combining different colors and textures of wood to make a raised, three-dimensional image.




Easy to Make Wood Inlay Projects: Intarsia

by Judy Gale Roberts and Jerry Booher

The authors provide you with complete easy-to-follow instructions to get you started right away on some simple Intarsia projects. You'll learn how to identify the different woods, dry them, saw out the patterns and fit the pieces together. 15 Different projects included.


166 pages
Cat. No. 055-8



Curious Raccoon from "Easy to Make Wood Inlay Projects"



Bald Eagle from "Small Intarsia"



Small Intarsia

by Judy Gale Roberts and Jerry Booher

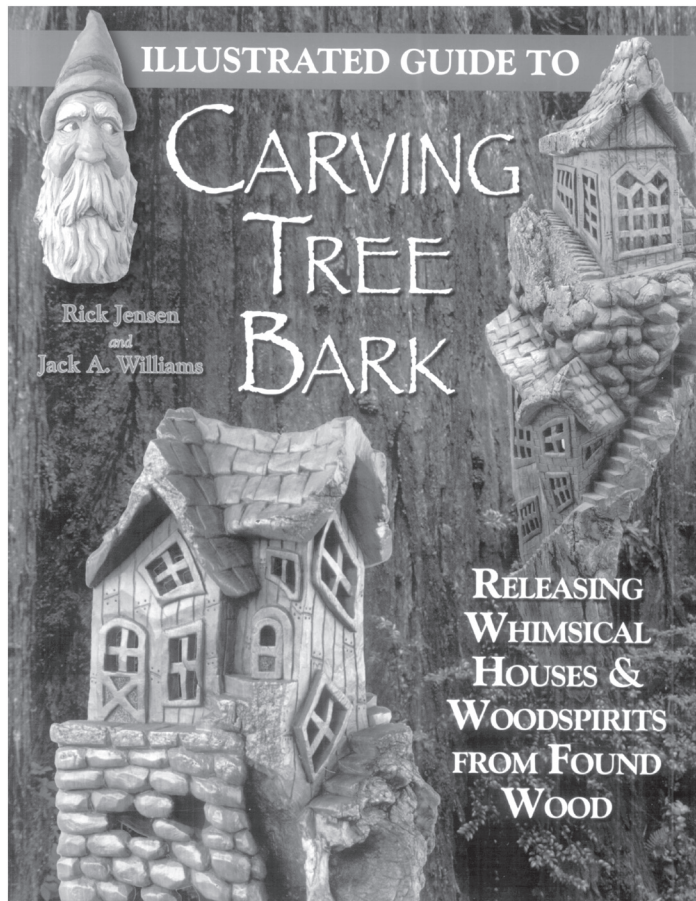
The authors include patterns for 13 projects ranging from a rose that can be mounted on a jewelry box to wall hangings celebrating the 4 seasons. Also includes step-by-step demonstrations, 120 full-color photographs and detailed instructions.

72 pages
Cat. No. 062-0



Illustrated Guide to Carving Tree Bark

by Rick Jensen
& Jack A. Williams




Untitled Santa
2-1/2" Thick, 3-1/2" Wide, 11-1/2" High
Carved from Eastern Cottonwood Bark;
Acrylic Paint, Lacquer and wax finish

In medieval times, shepherd peasants believed that a spirit dwelled deep within each tree. If a shepherd carved a face into the wood, the spirit would be released and good luck could be bestowed upon the carver. Award-winning carver Rick Jensen—with the help of carver/photographer Jack A. Williams—helps you release the inner spirit from tree bark in this new book. The natural beauty found in a piece of weathered cottonwood bark provides inspiration and direction to create something new and original each time.

76 Pages
Cat. No. 218-6

Carving Books




Chainsaw Carving

by Hal MacIntosh

The author shows how to select and care for a saw and how to complete a number of basic cuts. He offers step-by-step instructions for making a life-sized heron, a bear's head, and a three-dimensional log cabin scene.

152 pages

Catalog no. 128-7




Fundamentals of Figure Carving

By Ian Norbury

How to carve realistic human forms with correct proportions. Norbury concentrates on anatomy, with specifics on such difficult areas as eyes, ears, hands, and feet.

160 pages

Catalog No. 26-0




Easy Woodcarving

By Cyndi Joslyn

Easy Woodcarving is the step-by-step guide for beginner carvers. Anyone can learn the basics of carving with the easy-to-follow skill-building exercises, clearly defined terms, and the informative chapter on choosing tools and selecting wood.

141 pages with Color Photos

Catalog No. 288-4




Wildlife Carving in Relief

by Lora S. Irish

Learn relief carving through projects on wild creatures. An in-depth introduction teaches both basic and advanced techniques.

175 pages

Cat. No. 448-2



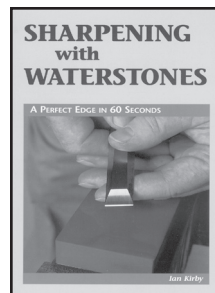
Grinling Gibbons And the English Woodcarving Tradition

By Frederick Oughton F.R.S.A.

Grinling Gibbons was the master carver of St. Paul's Cathedral, Windsor Castle, and Hampton Court Palace. This remarkable book puts Gibbons in the rich context of English woodcarving from the earliest times.

224 pages

Catalog No. 52-X




Sharpening with Waterstones

By Ian Kirby

How to sharpen every kind of woodworking tool, with a minimum of equipment and fuss. Here is a detailed handbook that includes plans for a terrific grinder tool rest, and a dedicated sharpening bench.

112 pages

Catalog No. 3-8




How to Sharpen Carving Tools

Safe, and highly effective system of sharpening tools to put a perfect edge on your knives, gouges, chisels and veiners.

96 pages

Cat. No. 2996-6



Gunstock Carving


By Bill Janney

Woodcarvers, hunters, collectors, and gun enthusiasts—learn to create one of-a-kind carved gunstocks. Learn how to carve:

- Fish scale and oak leaf patterns
- Basket weave and acanthus leaf patterns
- Scenes featuring real animals

89 pages

Catalog No. 166-X



Carving Patterns

by Frank Russell

This pattern book provides over 100 woodcarving patterns and illustrations for 72 birds, animals, and fish. Enhance the figures produced with accurate glass eye placement, construction of wire birds' feet. Illustrations detail directional growth for fur, feather shading, and much more.

128 pages

Cat. No. 2473-X



Carving Hummingbirds

by Charles Solomon and David Hamilton

Two step-by-step demonstrations with more than 75 color photos each show you how to carve, burn and paint a ruby-throated hummingbird and a broad-tailed hummingbird in close-up-detail.


62 pages

Cat. No. 064-7

Carving Books



WOODCRAFTERS




Carving Gnomes

by Tom Wolfe

These ancient creatures from folklore have captured the modern imagination. In this book Tom brings his creativity and skill to the task of creating a whole community of gnomes, bringing them to life from a block of wood. With each step illustrated in full color.

64 pages

Cat. No. 537-1




Santa Carving

by Ron Ransom

The premier work of author carver Ron Ransom. He offers instructions for three specific versions of Santa Claus and many other variations, as well as painting instructions.

46 pages

Cat. No. 107-4




Carving Clowns

by Jim Maxwell

Bring out the Clowns! 12 different clowns, that is, guaranteed to brighten your day. Appropriate for both beginner and intermediate carvers, the book contains color photos of the finished pieces.

94 Pages

Cat. No. 060-4




Carving Characters

by Jim Maxwell

The author draws on his boyhood experiences in the Missouri Foothills to develop 12 entertaining caricature projects.

Cat. No. 035-3




Carve Your Own Totem Pole

by Wayne Hill

This well-illustrated guidebook includes the history of totem-pole carving and its West Coast native traditions, techniques and patterns. It examines the historic and modern tools involved. And it also presents great ideas for carving a totem pole, whether with traditional designs or more personal folk-art motifs.

132 pages

Cat. No. 473-3




Wood Carving Basics

by David Sabol

A common-sense approach to tools and sharpening, and its broad survey of the many styles is the perfect introduction for the novice carver. The projects reflect the tastes of today's woodcarvers.

187 pages

Cat. No. 888-6




Carving Blockheads

by Stephen H. Prescott

If you've never carved a caricature of a human figure, this is the book for you. The author, a founding member of the Caricature Carvers of America presents detailed instructions for 51 different figures from golfers to policemen to teachers.

56 pages

Cat. No. 069-8



Carving Classic Female Faces in Wood

by Ian Norbury

In his book, noted sculptor Ian Norbury gives woodcarvers a thorough, how-to guide to bringing out the beauty of a female face. The author provides in-depth instruction on carving two different adult faces and one child's face.

81 Pages

Cat. No. 220-8




Young Girl
from
Carving Classic Female Faces in Wood

Carving Books



WOODCRAFTERS




Carving for Kids An Introduction to Woodcarving

By Robin Edward Trudel

The simple and beautiful art of woodcarving is adapted for children of all ages in this introduction to coaxing shapes and figures from solid blocks of wood.

104 pages
Cat. No. 6-252




The Art of Whittling

by Walter L. Faurot

One of the earliest guides to traditional whittling, this reprint of a 1930s classic preserves the original projects and text and adds updated drawings for the contemporary whittler.

95 pages
Cat. No. 07-6

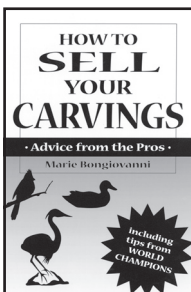


Carving Miniature Wildfowl with Robert Guge

by Roger Schroeder and Robert Guge

Includes scale drawings and step-by-step photographs for seven projects.

224 pages
Cat. No. 2709-2




How to Sell Your Carvings Advice from the Pros

By Marie Bongiovanni

Business and marketing strategies from World Champions.

112 pages
Cat. No. 2798-X




Songbird Carving with Ernest Muehlmann

By Roger Schroeder and Ernest Muehlmann

Painting, washes, feather flicking, and burning. Details on composition, design, proportion and balance, and step-by-step photos with detailed captions and patterns.

288 pages
Cat. No. 2573-1




Waterfowl Carving with J.D. Sprankle

By Roger Schroeder and James D. Sprankle

Fully illustrated guide to carving and painting decorative ducks, including working patterns of 25 species of ducks, hens, and drakes.

256 pages
Cat. No. 3094-8




Woodcarving with Rick Butz

By Rick and Ellen Butz

Fourteen projects designed to help carvers develop skills in whittling, chip carving, wildlife carving, and relief carving. Based on the popular public television series.

128 pages
Cat. No. 2994-X

Woodcarving the Country Bear & His Friends by Mike Shipley



Busy Beaver &
Do Nothing Rabbit

Not quite caricature, but not realistic either, these humorous creatures are easy and enjoyable to carve. All projects feature full color photos.

59 pages
Cat. No. 211-9

wood•craf•ters

defined

ABRASIVES

Sandpaper in sheets, belts, discs, drums, steel wool, abrasive cord

ADHESIVES

Yellow glue, Polyurethane glue, contact cement, hide glue, resorcinol, quick bonding glue & the full line from Titebond

ARCHITECTURAL

Columns—capitals, stock & custom-built fireplace mantles, corbels, corner blocks, decorative appliques, ceiling medallions, rosettes, weathervanes

BOOKS & MAGAZINES

Design, construction, remodeling, technical books, wood finishing, furniture making, wood carving, toy making, tools, patterns, plans & jigs

CLAMPS

Bar clamps, pipe & pipe clamps, band clamps, miter clamps, picture framing corner clamps

COUNTERTOPS

Hard Maple Butcherblocks, benchtops & cutting boards

FINISHES

Stains, dyes, sealers, wood conditioner, putty, filler, tung oil, top coats, polyurethanes, lacquer, varnish, shellac, solvents, rubbing & polishing compounds, waxes, tack cloth, brushes, scratch removers, bleach, strippers & removers

FLOORING

Do-it-yourself, longstrip, parquet, strip flooring

FURNITURE SUPPLIES

Buttons, dowels, plugs, plate rails, galley railing

HAND TOOLS

Chisels & mallets, sharpening stones, planes, marking and measuring tools, moisture meters, carving tools, dovetail jigs, japanese backsaws, knives

HARDWARE

Drywall screws, finish nails, cabinet hinges, drawer slides, lazy susan bearings, brass knobs & pulls, knock down hardware, box hardware

LUMBER

Dimensional: 3/4" thick and up to 12" wide
Oak, Cherry, CVG Fir, Hemlock, Poplar, Maple, Cabinet Grade MDF

Domestic Hardwoods:

Cabinet, carving, furniture, turning woods. Species include Alder, Ash, Basswood, Beech, Birch, Gum, Maple, Red Oak, White Oak, Poplar, Walnut

World Hardwoods: 50 species: Cabinet, carving, turning, boat building

MANTELS

Paint/stain grade, custom built to your specifications

STOCK & CUSTOM MOLDINGS

Red Oak, Hemlock, Poplar, Cherry, Maple, Mahogany, Clear and Finger-Jointed Pine

PLYWOOD

20 species, domestic & exotic, cut to size

POWER TOOLS

Carving: Detail Master, Arbortech, Foredom, Proxxon

Shop: Festool, Delta, Jet, Powermatic, Steel City, Shop Fox, Saw Stop, Porter-Cable, Freud & Dewalt

ROUTER BITS

Over 1700 different profiles of router bits in stock from Amana, Freud, Whiteside

STAIR PARTS

Curved, spiral, Hemlock, Maple, Oak, Poplar, plus custom designs in other more exotic species

VENEER

Over 20 species; 2 ft wide, cut to length, 4 x 8 full sheets, edgetape

With an ever expanding variety of tools, hardwoods, finishing supplies, instructional books, etc., Woodcrafters truly is your Woodworking Superstore.

Woodcrafters is second to none in customer service. Our sales people are experienced in a variety of woodworking and construction disciplines. So, if you need advice for a project—from stair installations to wood finishing to carving—just ask one of our experts, we will know the answer.

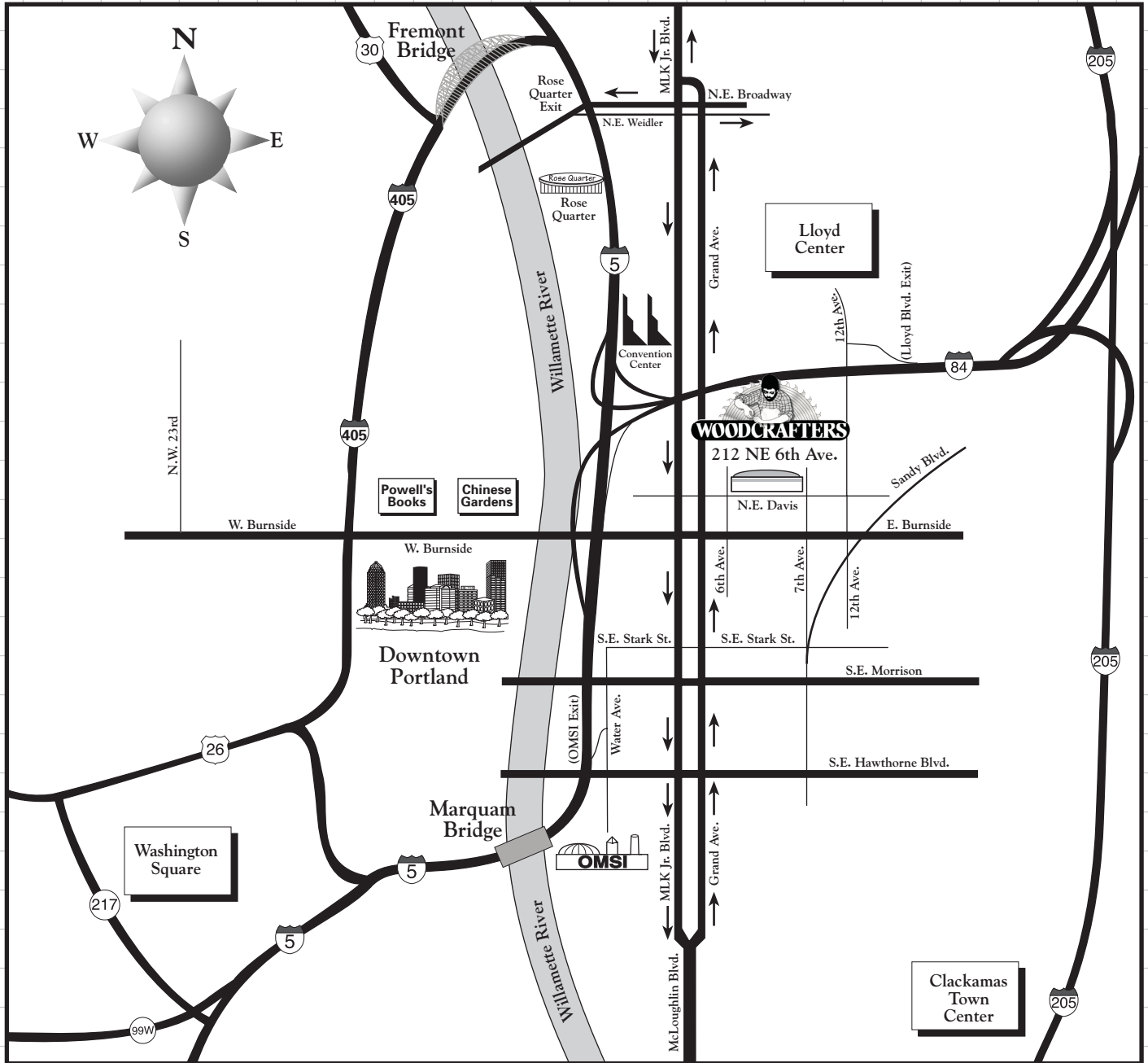


Come Visit Us on the Web at www.woodcrafters.us





212 NE Sixth Avenue
 Portland, Oregon 97232-2976



WOODCRAFTERS LUMBER SALES, INC.

212 NE Sixth Avenue

Portland, Oregon 97232-2976

Phone: 503-231-0226 • Toll Free: 800-777-3709 • FAX: 503-232-0511

Come Visit Us on the Web at www.woodcrafters.us

Everything for the Woodworker, and More!