



WOODCRAFTERS

Everything for the Woodworker, and More!

Architectural Molding Catalog

WOODCRAFTERS LUMBER SALES, INC.

212 NE Sixth Avenue

Portland, Oregon 97232-2976

Phone:
503-231-0226

Check out our website at
www.woodcrafters.us

Fax:
503-232-0511

Toll Free:
800-777-3709

rev 092519



Introduction to Woodcrafters

WOODCRAFTERS

Since 1973, building contractors, woodworkers and do-it-yourself homeowners have turned to Woodcrafters for what they need from our stock of over 15,000 items useful to every building or remodeling project. Woodcrafters is also your headquarters for hard-to-find items. If we don't have it in stock, we will do our best to track it down from one of our many sources in the industry, so that you can get it on time and at the right price. And if you have yet to visit Woodcrafters, you've got a treat waiting for you. We pride ourselves in providing for our customers a pleasant experience among one of the most extensive selections of woodworking hand & power tools, finishing products, exotic hardwoods, related books & instructional DVDs found anywhere, and much more.

Available at Woodcrafters

- *Fireplace Mantels - Standard or Custom*
- *Carved/Embossed Poplar Molding*
- *Hemlock Molding - 100+ Patterns*
- *Oak Molding - 60+ Patterns*
- *Hard Maple, Cherry, White Oak, Mahogany, Fir, Alder & Knotty Pine Moldings*
- *Finger-Jointed Pine Moldings*
- *Medium Density Fiberboard (MDF) Moldings*
- *Custom Millwork - We can match your pattern*
- *Wainscot Paneling*
- *Red Oak Stair Parts*
- *Hemlock Stair Parts*
- *Cherry Stair Parts*
- *Maple Stair Parts*
- *Poly Columns*
- *Wood Flooring*
- *Gingerbread Trim*
- *Hardwood Lumber - Domestic & Exotic*
- *Hardwood Plywood - More than 50 species available*
- *Victorian Millwork*
- *S4S Red Oak, Maple, Cherry, Walnut, Hemlock, Poplar, CVG Fir, Pine, MDF*
- *Rosettes and Plinth Blocks*

Everything for the Woodworker, and More!

Quality, selection, and personal, knowledgeable service have always been the foundation of how we do business at Woodcrafters. If you are a woodworker, professional or hobbyist, we are your source. If you are an experienced or first-time builder, or a do-it-yourself remodeler, come to Woodcrafters. You won't be disappointed.

For a free quote, call 503-231-0226, or toll-free 800-777-3709.

Our showroom/offices are open from 7:30 AM – 6 PM, Monday – Friday and 9 AM – 5 PM on Saturday.

Join us on the internet at woodcrafters.us

Table of Contents



WOODCRAFTERS

<i>Moldings as Design Elements</i>	4
<i>Molding Combinations</i>	5-7
<i>Red Oak</i>	8-16
<i>Poplar</i>	17-21
<i>Hemlock</i>	22-30
<i>Fir</i>	32-35
<i>Finger-Jointed Pine</i>	36-42
<i>Knotty Pine</i>	43
<i>Hard Maple</i>	44-47
<i>Cherry</i>	48-50
<i>Mahogany</i>	51
<i>Walnut & Alder</i>	52
<i>White Oak</i>	53
<i>Hickory</i>	54
<i>MDF</i>	55-62
<i>Flexible Moldings</i>	63
<i>Finger-Jointed Cedar Siding</i>	64-65
<i>Custom Moldings, Millwork & Stairparts</i>	66
<i>Woodcrafters Defined</i>	67
<i>Map to Woodcrafters</i>	68

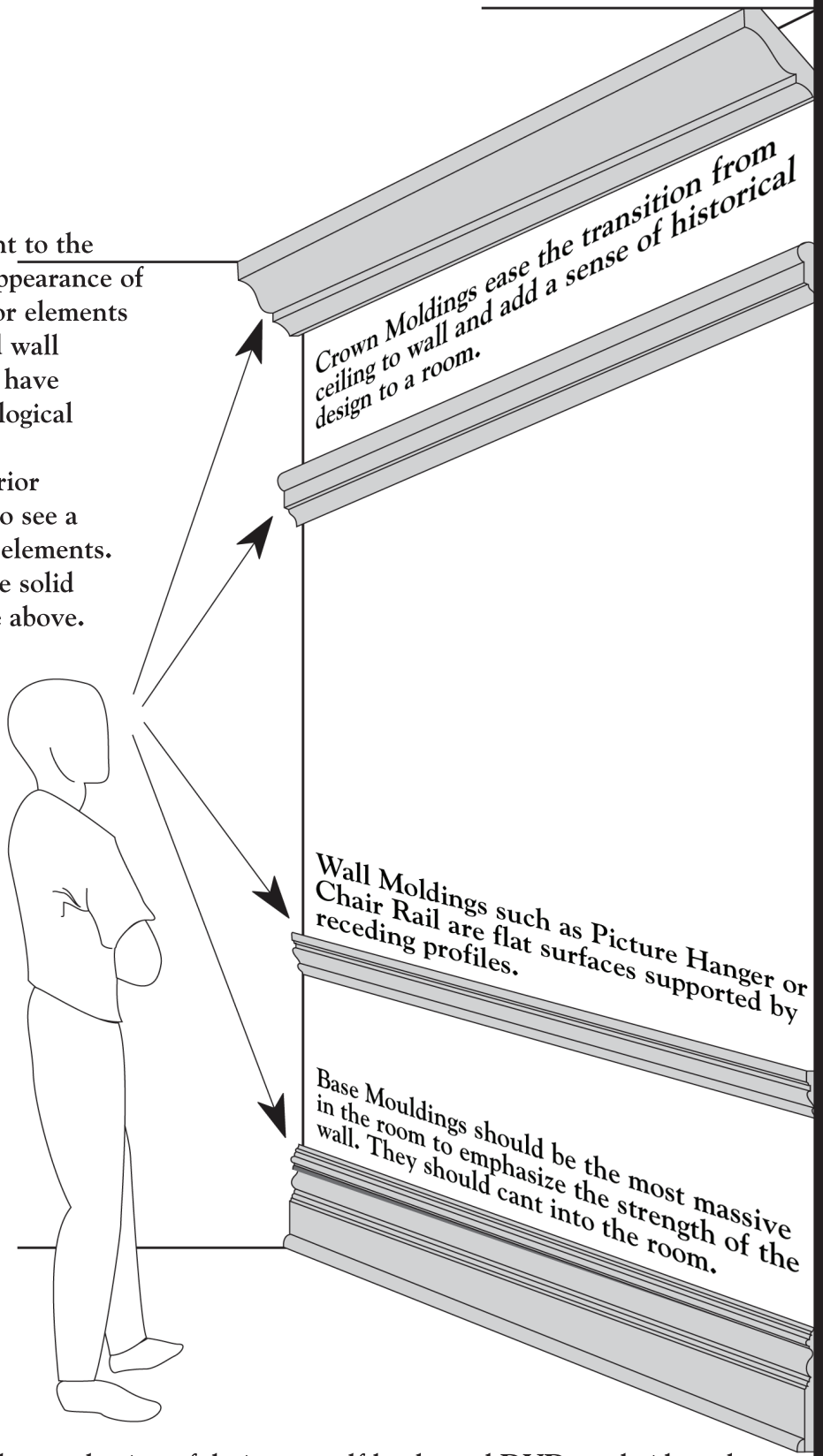


Moldings as Design Elements

Moldings are important to the overall decorative appearance of any room. The major elements of modern trim – baseboard and wall moldings, casings and crowns – have traditionally followed a certain logical visual progression.

When viewing a typical interior wall from eye level, we expect to see a graduated progression of visual elements. We imagine the foundation to be solid enough to support the structure above. Therefore the heaviest of the bunch, base moldings, are placed at the bottom of the wall, to impart a sense of strength. Crown molding is generally coved where it meets the wall and rounds out gracefully helping the wall seem to flow into the ceiling.

Moldings are often used to create other visual impacts as well. Installing a chair rail divides the wall into two sections, creating the illusion of widening the room. Picture hangers tend to bring down the ceiling, imparting a more cozy feel to a room.



At Woodcrafters, we have a large selection of do-it-yourself books and DVDs and videos that take you through the steps of choosing molding profiles for many different applications, and then help you install them successfully.

Molding Combinations



WOODCRAFTERS



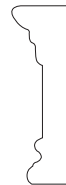
A

B

C

D

A - Crown: 5000



B - Pediment:

Lentil: 910

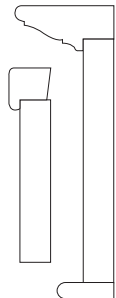
Fillet: 950

S4S: 1" x 6"

Casing:

Backband: 1021

S4S: 1" x 4"



C - Chair Rail: 720
Wainscot: 724



D - Base: 163
Base Shoe: 200

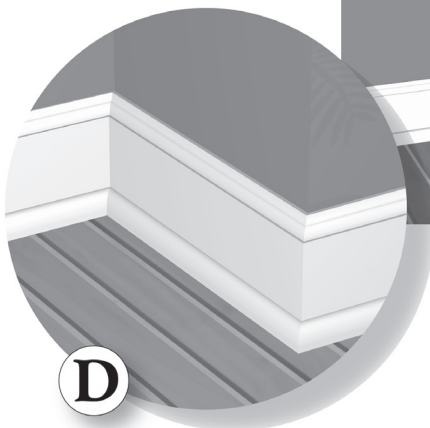
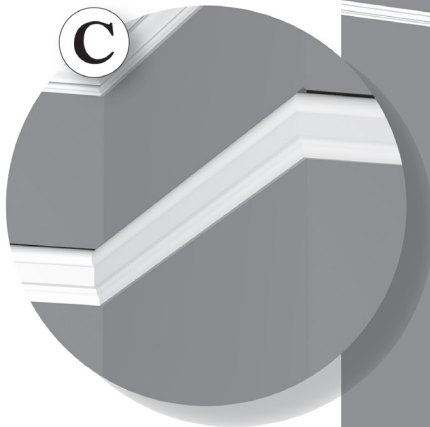




All moldings shown are available in some stock species. Other species available by special order.
Please ask a Woodcrafters Salesperson for assistance

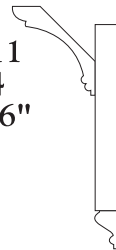


WOODCRAFTERS

Molding Combinations



A - Crown: 611
Panel: 724
S4S: 1" x 6"



D - Casing: 3122



C - Picture Hanger: 595



D - Base: 285
Base Shoe: 200

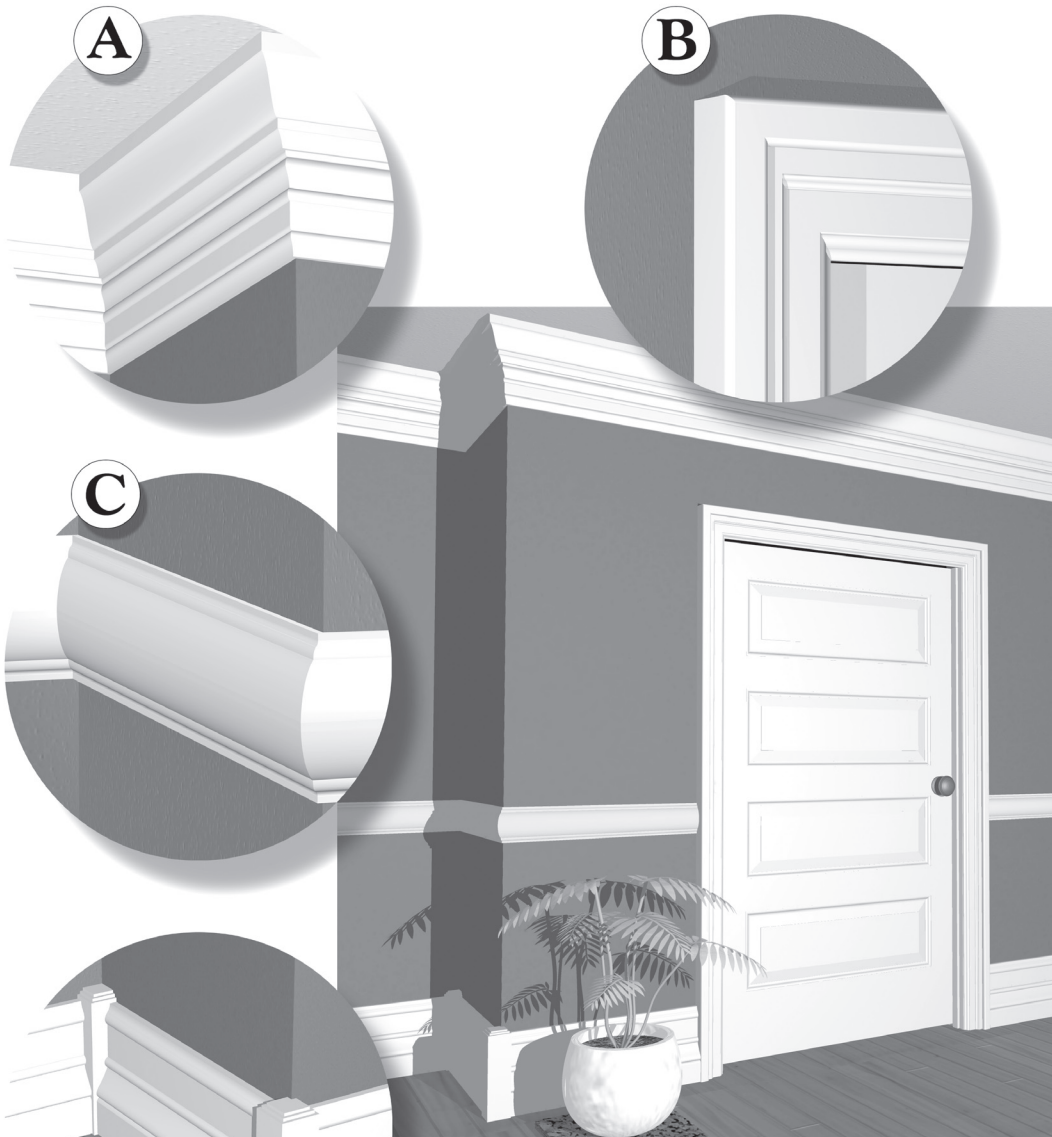


All moldings shown are available in some stock species. Other species available by special order.
Please ask a Woodcrafters Salesperson for assistance

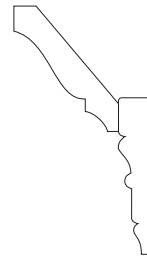
Molding Combinations



WOODCRAFTERS



A - Crown: 610
Casing: 111
S4S: 1" x 6"



B - Casing: 140
BackBand: 1021



C - Chair Rail: 184



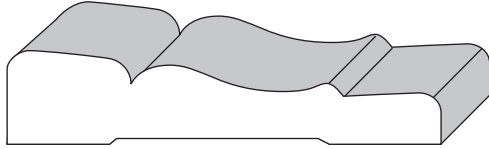
D - Base: 211



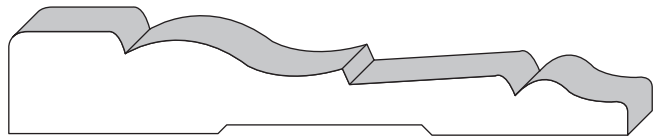
All moldings shown are available in some stock species. Other species available by special order.
Please ask a Woodcrafters Salesperson for assistance



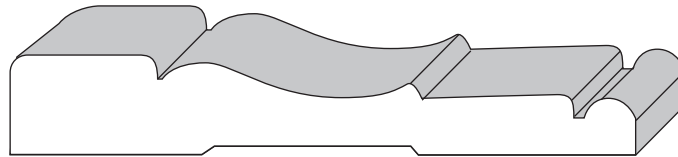
CASINGS



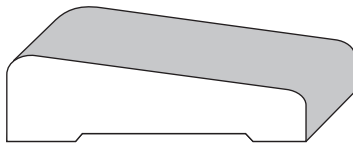
O-115
1/2" x 2-1/4"



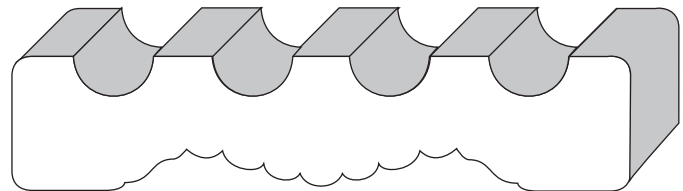
O-134
9/16" x 3-1/4"



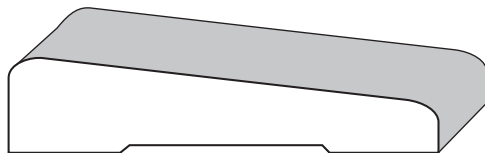
O-136
1/2" x 3-1/4"



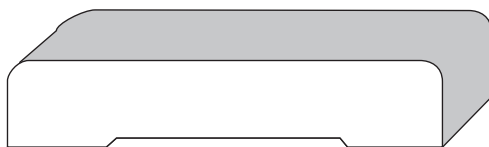
O-119
1/2" x 1-5/8"



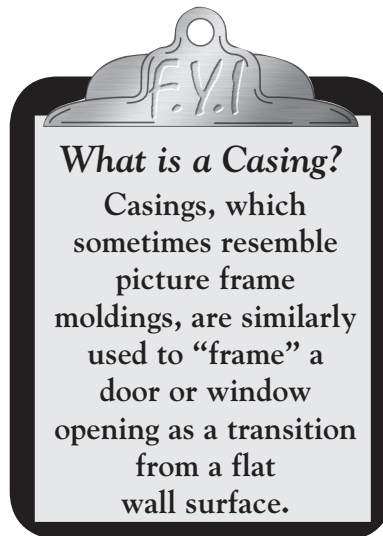
O-163
11/16" x 3-1/4"
(reversible)



O-113
1/2" x 2-1/4"



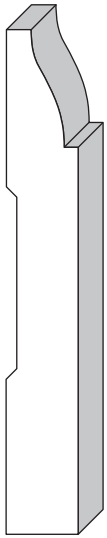
O-156
7/16" x 2-1/4"



What is a Casing?
Casings, which sometimes resemble picture frame moldings, are similarly used to "frame" a door or window opening as a transition from a flat wall surface.



BASES



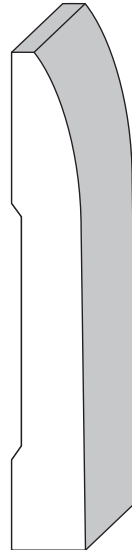
O-218
3/8" x 2-5/8"



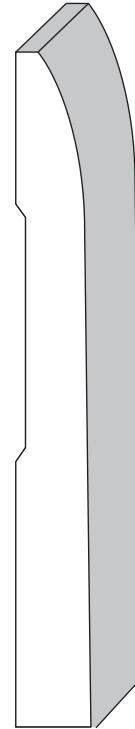
O-217
3/8" x 3-1/4"



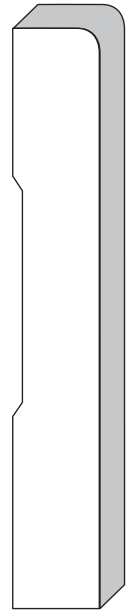
O-225
7/16" x 4-1/4"



O-205
3/8" x 2-5/8"

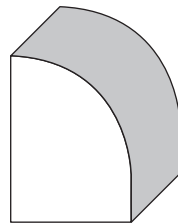


O-2050
3/8" x 4"

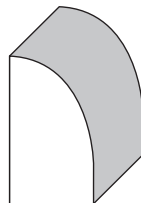


O-238
7/16" x 3-1/4"

BASE SHOE




O-202
5/8" x 7/8"



O-200
1/2" x 3/4"

BACKSPLASH



O-4320
9/16" x 3-1/2"

EDGE BAND



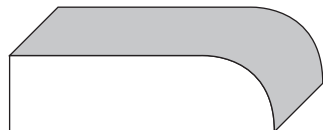
O-440
3/8" x 1-1/2"

Have Gaps?

When installing new base molding, you may see a gap between the molding and an uneven floor. Try applying Base Shoe. It is small and flexible enough to cover any gaps that age and settling may have caused!



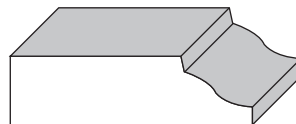
DOOR STOPS



O-300
7/16" x 1-3/8"



O-301
3/8" x 1-1/16"

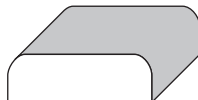


O-306
3/8" x 1-1/4"


SCREEN & FILLET



O-144
1/4" x 3/4"



O-520
1/4" x 3/4"



O-500A
1/4" X 1-1/4"



O-500D
1/4" X 2"



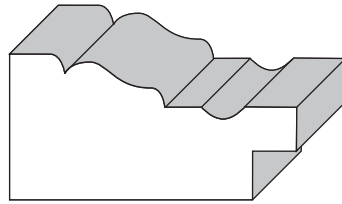
Be Creative with Moldings!

Next time you're looking through your favorite decorating magazine, look closely for unique molding combinations. While occasionally builders have moldings custom milled, more often they rely on creative applications of readily available profiles. Casings, base moldings, crowns and panel molds can be combined in a variety of ways to produce countless styles.

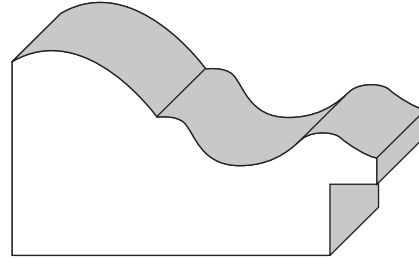
See Page 5 for some examples.



PICTURE FRAME MOLDING

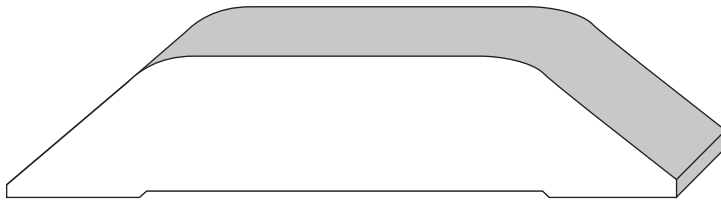


O-583
3/4" x 1-1/2"

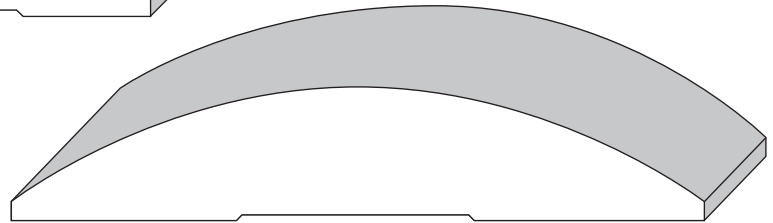


O-587
1-1/16" x 1-7/8"

THRESHOLD

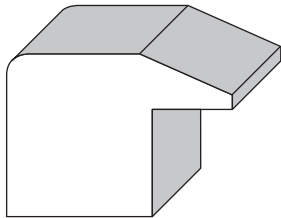


O-800
3/4" x 3-1/2"



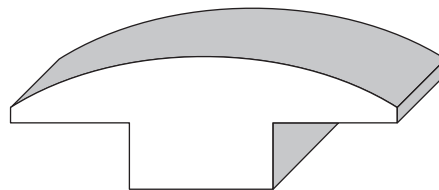
O-754
11/16" x 3-5/8"

SQUARE NOSE



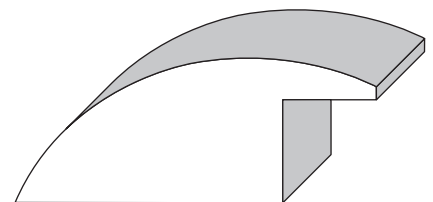
O-1060
7/8" X 1-3/16"

"T"- MOLD



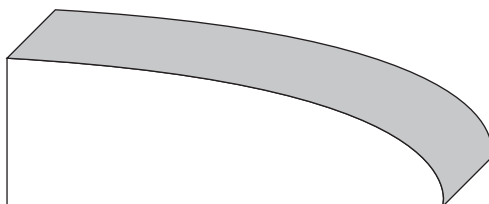
O-1070
3/4" X 2"

OVERLAP REDUCER



O-1050
3/4" X 1-7/8"

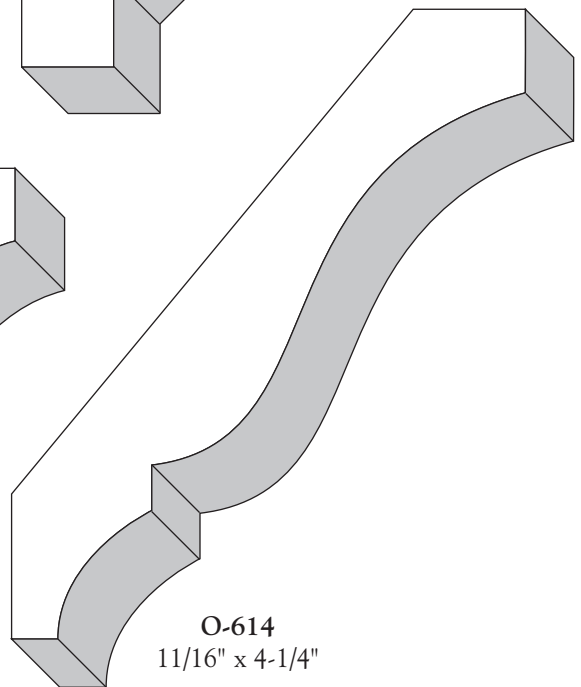
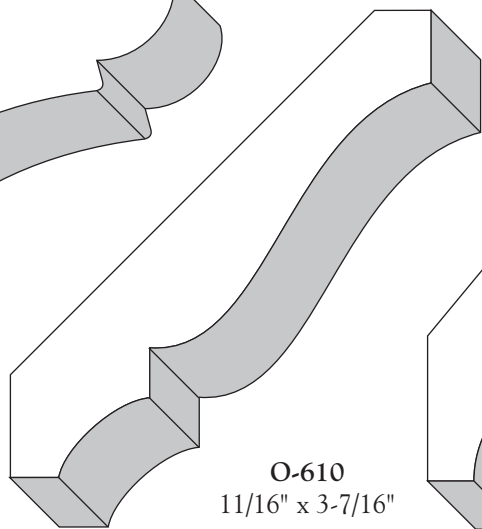
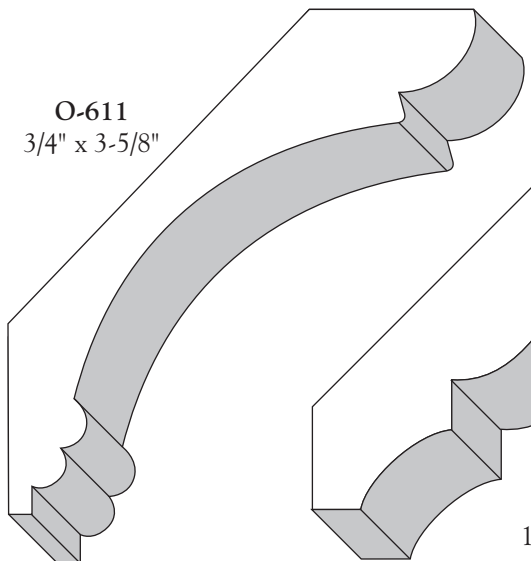
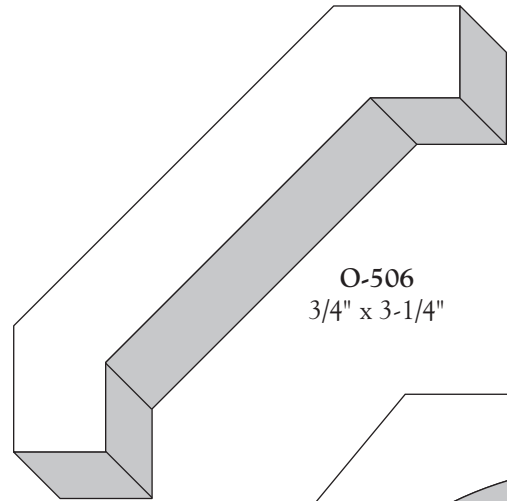
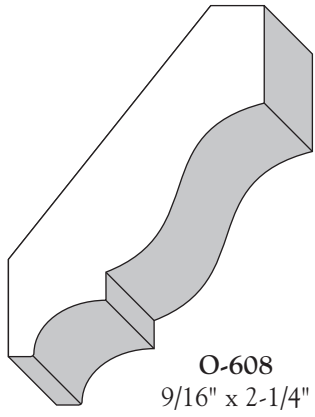
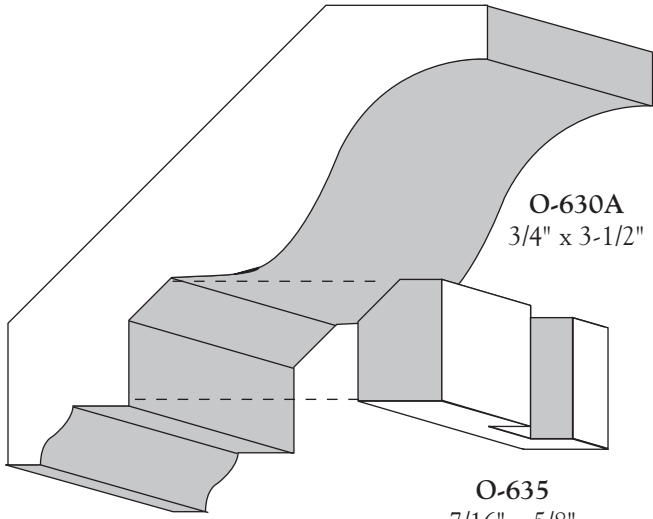
REDUCER



O-1000
3/4" x 2-1/4"



CROWNS




Red Oak Moldings

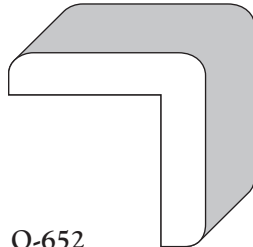


WOODCRAFTERS

OUTSIDE CORNERS

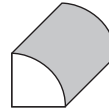


O-651
3/4" x 3/4"

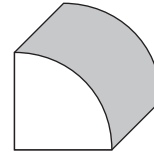


O-652
1-1/16" x 1-1/16"

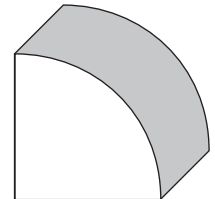
QUARTER ROUNDS



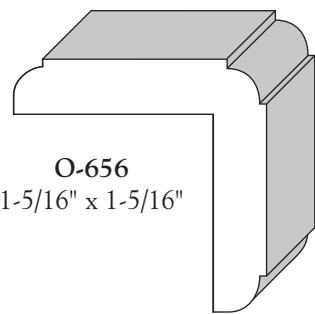
O-660
1/4" x 1/4"



O-662
1/2" x 1/2"

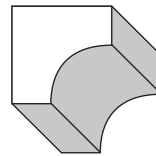


O-661
3/4" x 3/4"

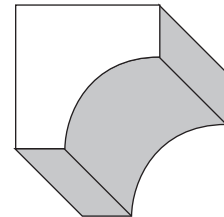


O-656
1-5/16" x 1-5/16"

COVES (INSIDE CORNER)

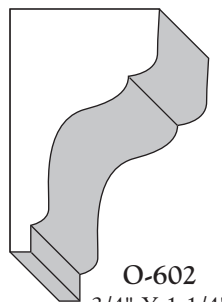


O-600
1/2" X 1/2"

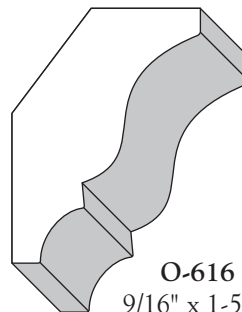


O-601
3/4" X 3/4"

BED MOLDS

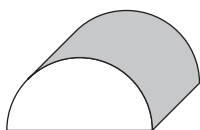


O-602
3/4" X 1 1/4"

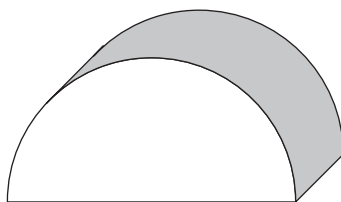


O-616
9/16" x 1-5/8"

HALF ROUNDS

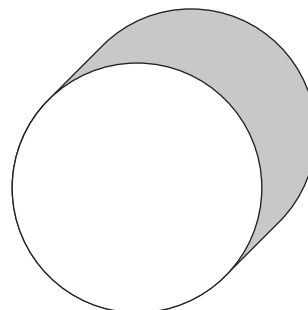


O-940
3/8" x 3/4"

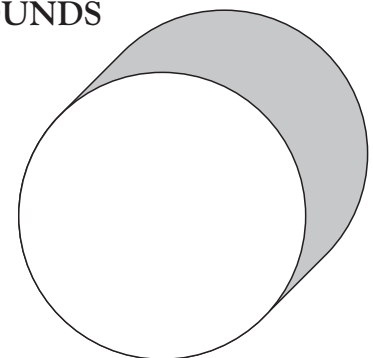


O-942
3/4" x 1-1/2"

FULL ROUNDS



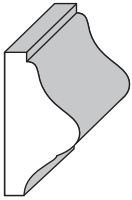
O-920
1-5/16"



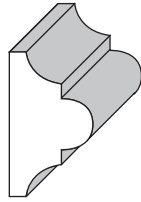
O-921
1-1/2"



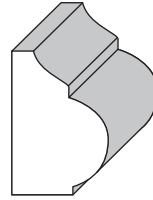
PANEL MOLDINGS



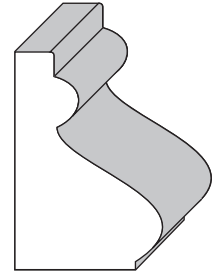
O-728
3/8" x 3/4"



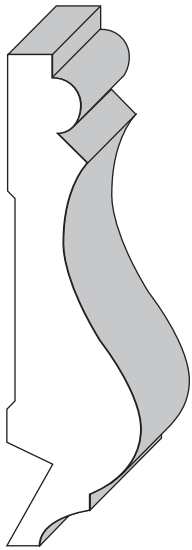
O-729
7/16" x 3/4"



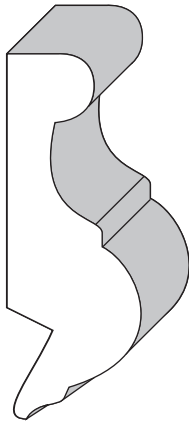
O-726
1/2" x 3/4"



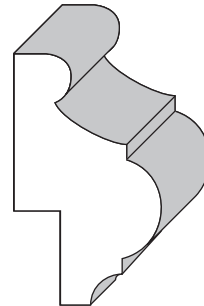
O-724
3/4" x 1-1/8"



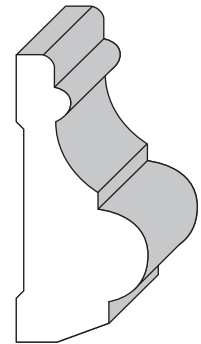
O-720R
11/16" x 2-5/8"



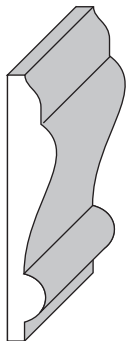
O-721
11/16" x 2"
(covers up to 3/4" panel)



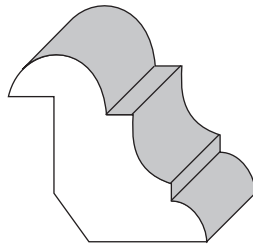
O-723
3/4" x 1-5/16"
(1/4" rabbet)



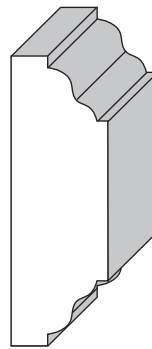
O-745
11/16" x 1-1/2"



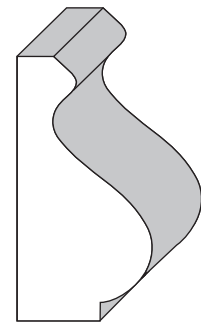
O-725
1/4" x 1-3/8"



O-731
9/16" x 1-5/16"
(3/4" rabbet)



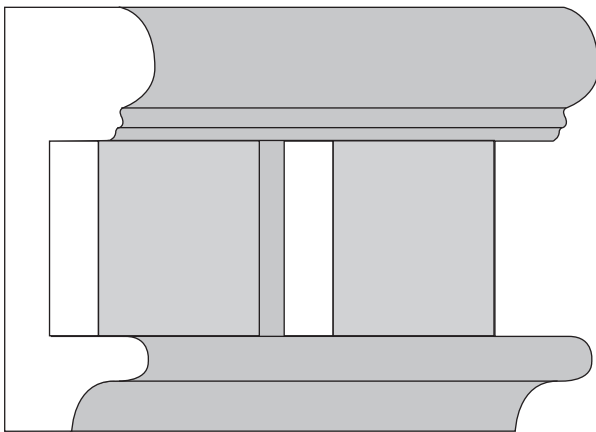
O-704
1/2" x 1-1/2"



O-240B
11/16" x 1-3/8"

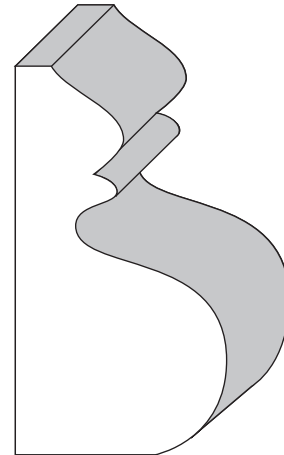


PANEL MOLDS



O-734 (Chair Rail)
13/16" x 2-1/4"


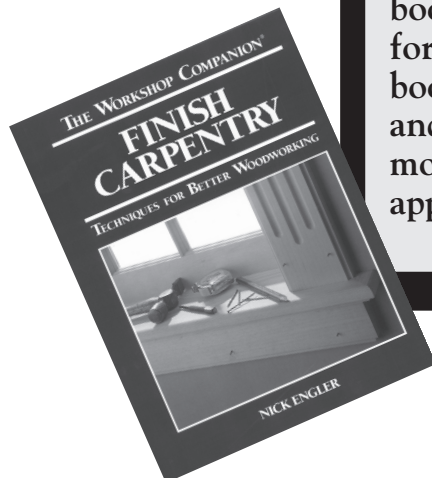
O-735 (Dentil)
9/32" x 1"



O-710
1-1/16" x 2"


So Many Moldings?

Check out our book department for instructional books on choosing and installing trim moldings in every application.

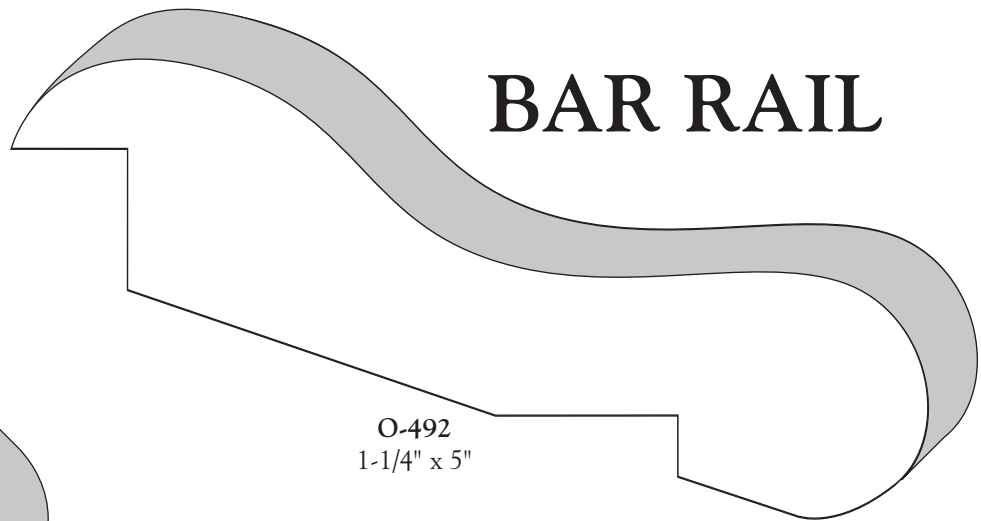




MANTEL MOLDS

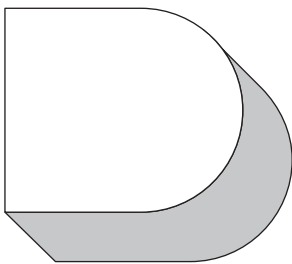


O-953
3/8" x 1-1/2"

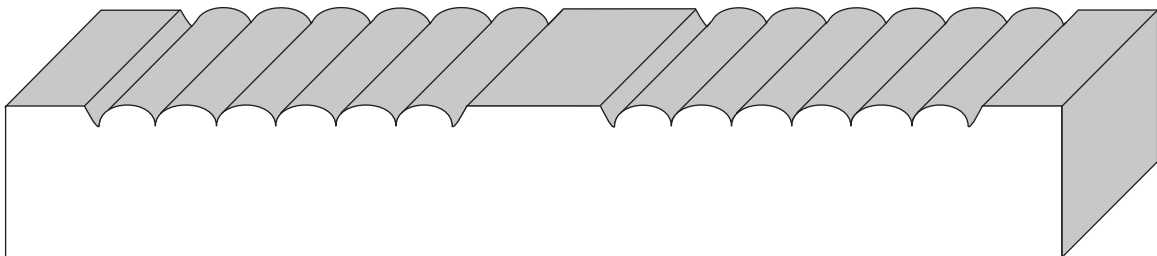


BAR RAIL

O-492
1-1/4" x 5"



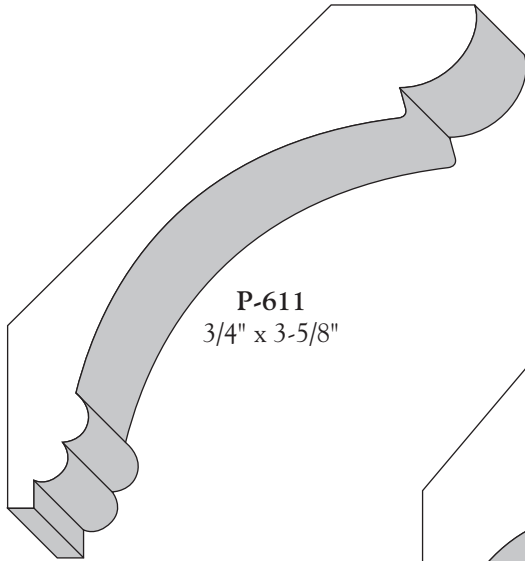
O-986
1-1/16" x 1-1/4"



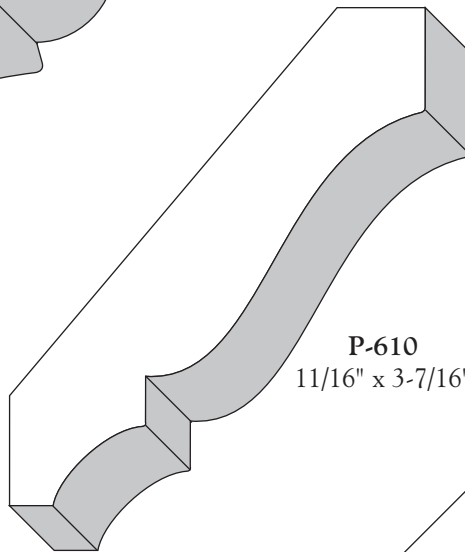
O-020
3/4" x 5-1/2"



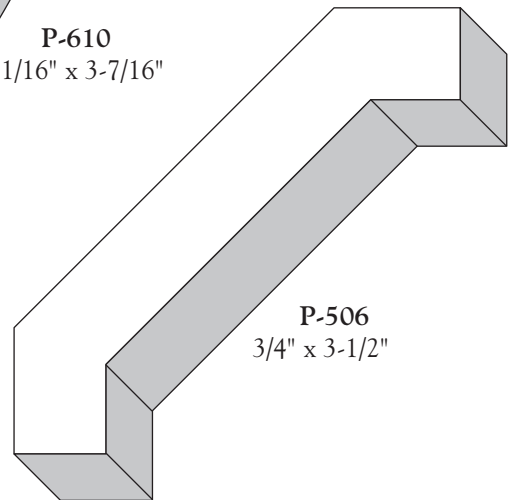
CROWN MOLDINGS



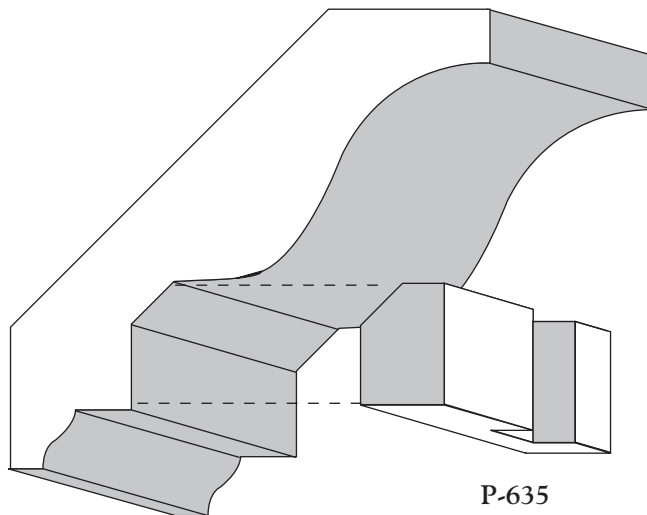
P-611
3/4" x 3-5/8"



P-610
11/16" x 3-7/16"



P-506
3/4" x 3-1/2"

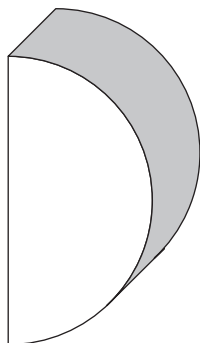


P-635
7/16" x 5/8"

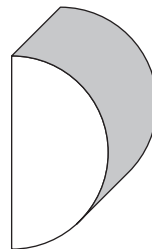
P-630A
3/4" x 3-1/2"



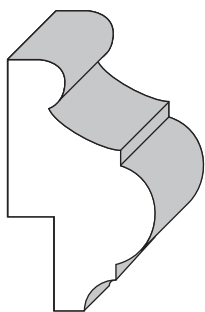
PANEL MOLDS



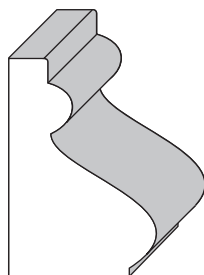
P-942
3/4" x 1-1/2"



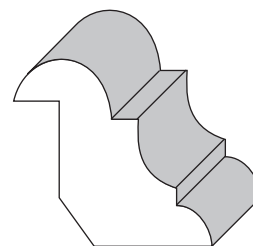
P-941
1/2" x 1"



P-723
3/4" x 1-5/16"
(1/4" x 1/2" rabbet)

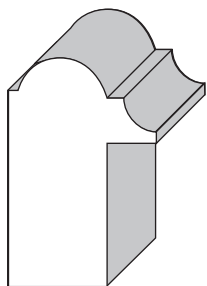


P-724
3/4" x 1-1/8"



P-731
9/16" x 1-5/16"
(1/4" x 3/4" rabbet)

BACKBAND



P-197
3/4" x 1-3/16"
(1/4" x 3/4" rabbet)



Painting Moldings

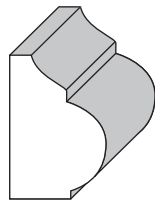
Poplar, Hemlock, Finger-Jointed Pine and MDF take paint very well. And of course you can use them in combinations to create your own "Unique Look." See page 5 for some ideas.



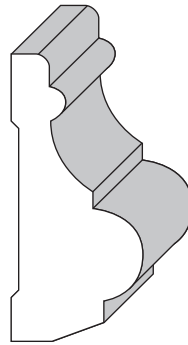
PANEL MOLDS



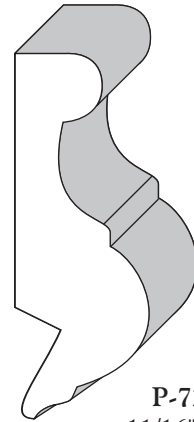
P-144
1/4" x 3/4"



P-726
1/2" x 3/4"

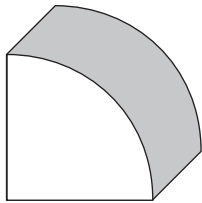


P-745
1 1/16" x 1-1/2"

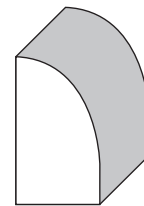


P-721
1 1/16" x 2"
(covers up to 3/4" panel)

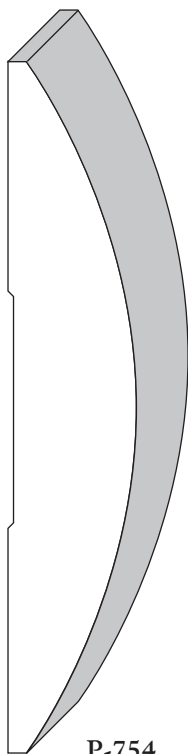
QUARTER ROUND



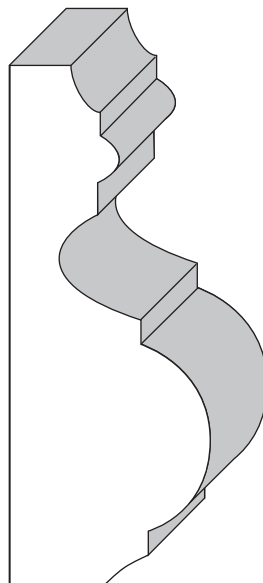
P-661
3/4" x 3/4"



P-200
1/2" x 3/4"

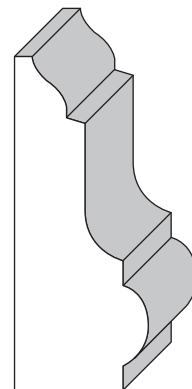


P-754
1 1/16" x 3-5/8"



P-749
1-1/16" x 2-3/4"

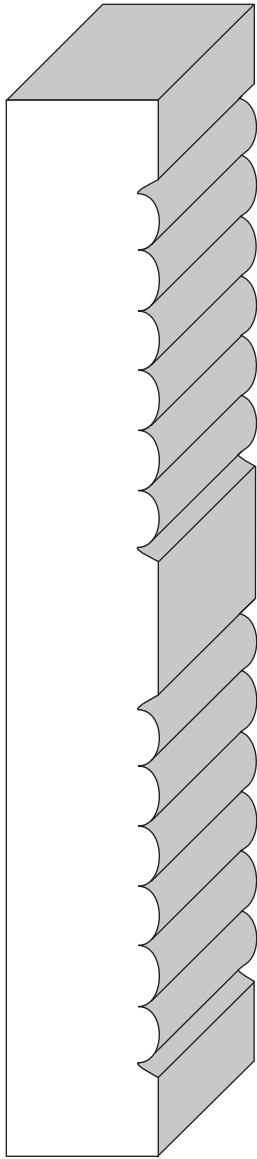
BASE SHOE



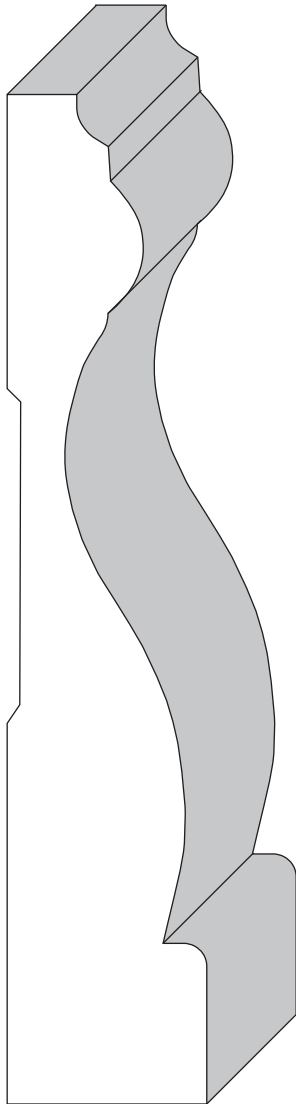
P-425
3/4" x 1-3/4"



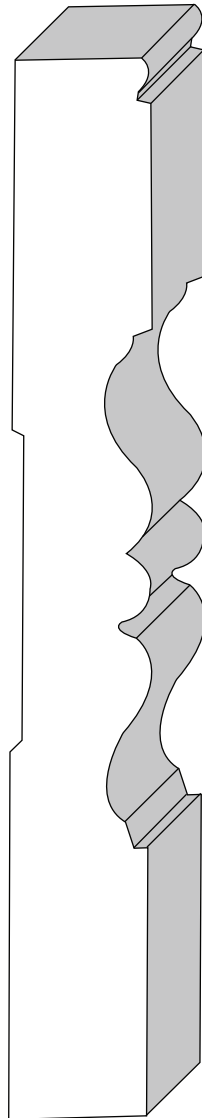
Poplar Moldings




P-020
3/4" x 5-1/2"



P-759
1 1/16" X 5 1/4"



P-180
3/4" X 5 1/2"



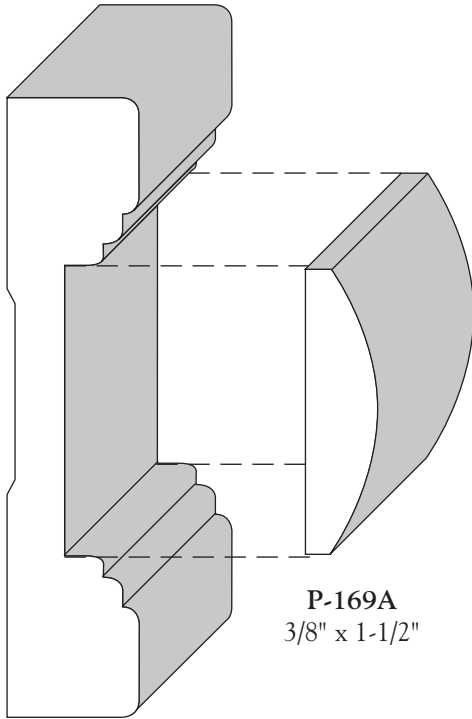
P-953
3/8" x 1-1/2"

Simple or Fancy?
The use of Case moldings is a chance to highlight the simplicity or the extravagance of a particular room. So many profiles to choose from. An opportunity for your imagination to run wild.

Poplar Moldings

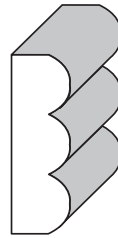


WOODCRAFTERS

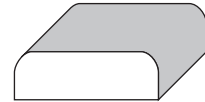


P-168
11/16" x 3-1/4"

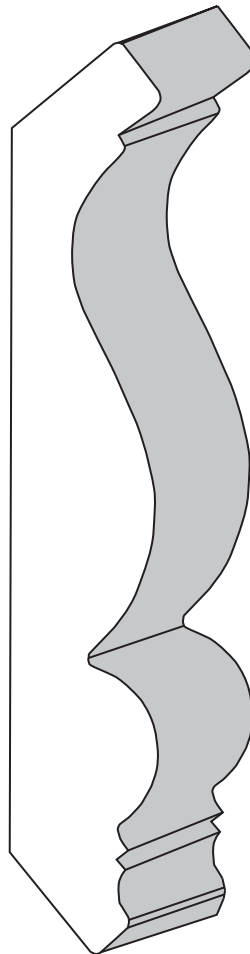
P-169A
3/8" x 1-1/2"



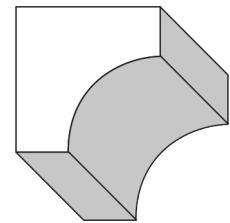
P-144
1/4" x 3/4"



P-520
1/4" x 3/4"



P-810
3/4" x 4-3/4"

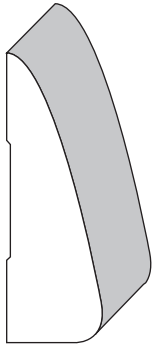


P-601
3/4" x 3/4"

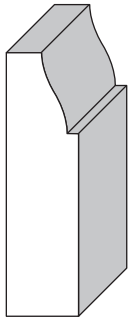
The Magic 12
When buying molding, it's a good idea to add 12 inches to the end of each piece you intend to miter to insure you have enough for all of your cuts.




CASINGS AND BASES



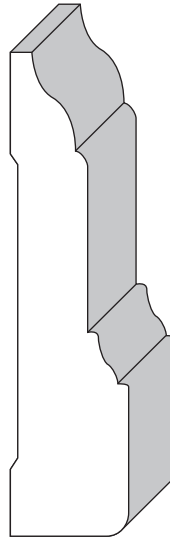
H-106
9/16" x 1-1/2"



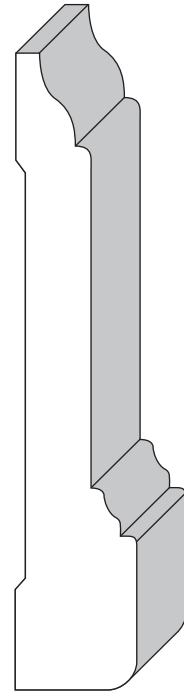
H-936
3/8" x 1-3/8"



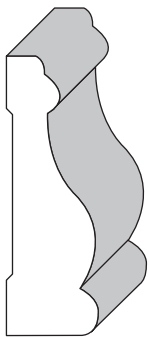
H-278
7/16" x 2-1/4"



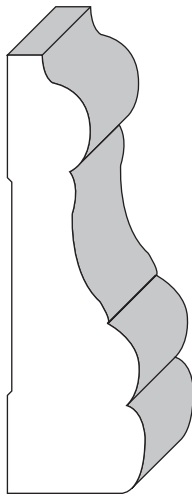
H-140
5/8" x 2-1/2"



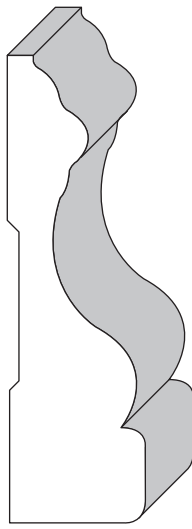
H-150
5/8" x 3-1/4"



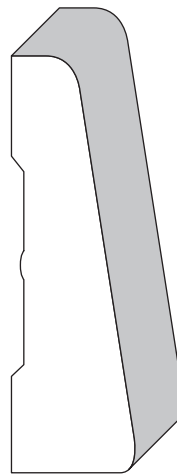
H-3005
1/2" x 1-1/2"




H-410
11/16" x 2-1/4"



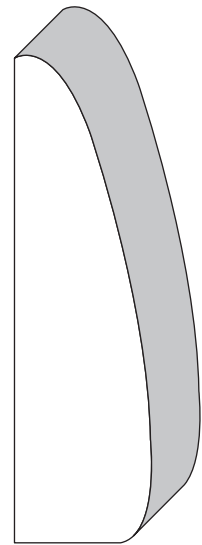
H-1208
11/16" x 2-1/2"



H-130
5/8" x 2-3/16"



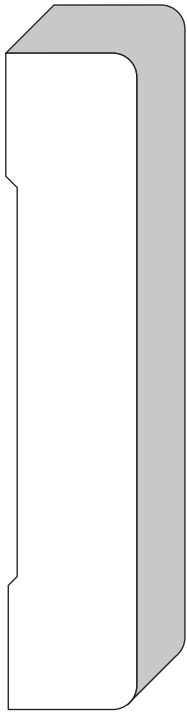
H-213
9/16" x 3-3/8"




H-100
3/4" x 2-1/2"



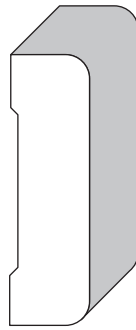
CASINGS AND BASES



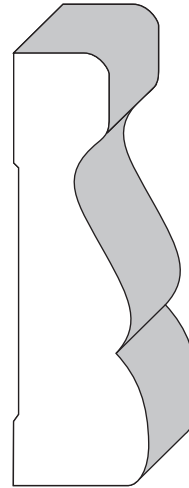
H-495
5/8" x 3-1/2"



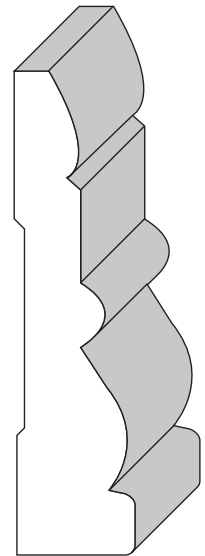
H-175
1/2" x 2-1/4"



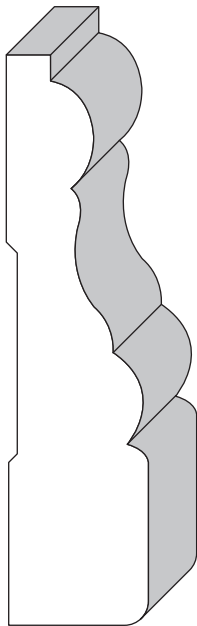
H-10
3/8" x 1-1/2"



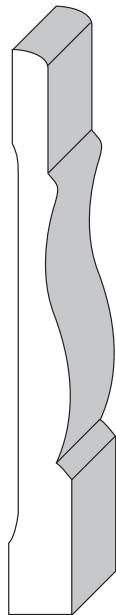
H-190
5/8" x 2-1/4"



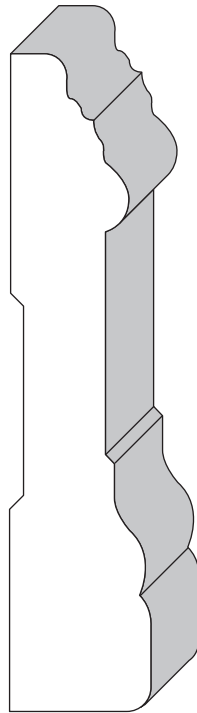
H-033
9/16" x 2 1/2"



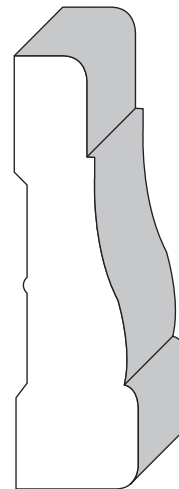
H-411
11/16" x 3"



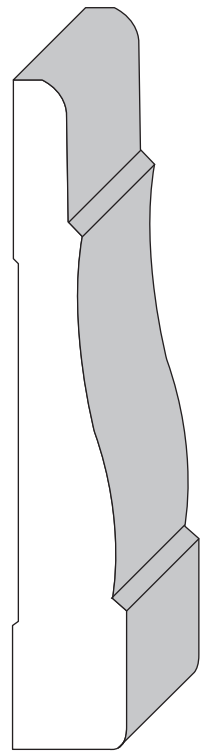
H-260
3/8" x 3-1/4"



H-535
11/16" x 3-1/2"



H-110
5/8" x 2-3/16"

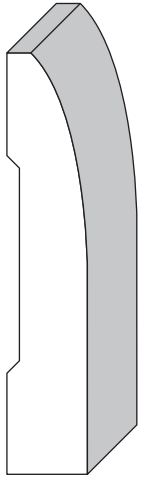


H-444
5/8" x 3-3/8"

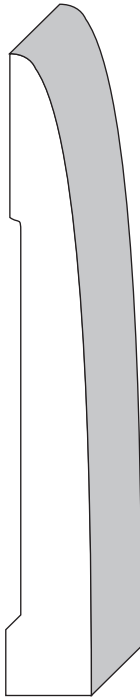


BASES

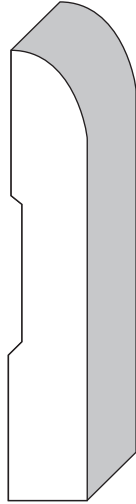
BASE SHOE



H-041
3/8" x 2-1/4"



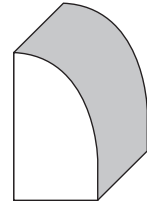
H-270
7/16" x 3-1/4"



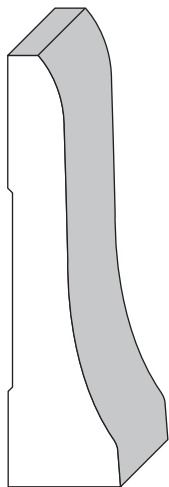
H-240
3/8" x 2-1/4"



H-199
5/16" x 9/16"



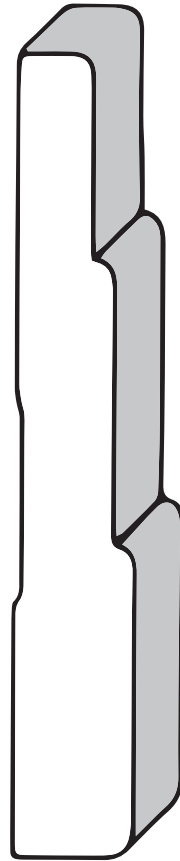
H-200
7/16" x 11/16"



H-230
9/16" x 2-1/4"



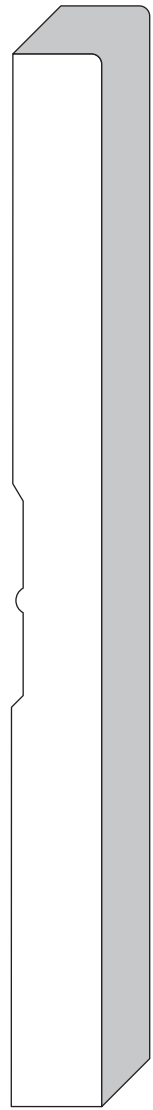
H-280
9/16" x 3-1/4"



H-C36
7/16" x 4-1/4"



H-285
9/16" x 5-7/16"



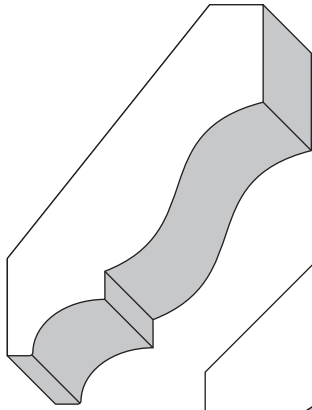
H-669
7/16" x 5-1/2"

Hemlock Moldings

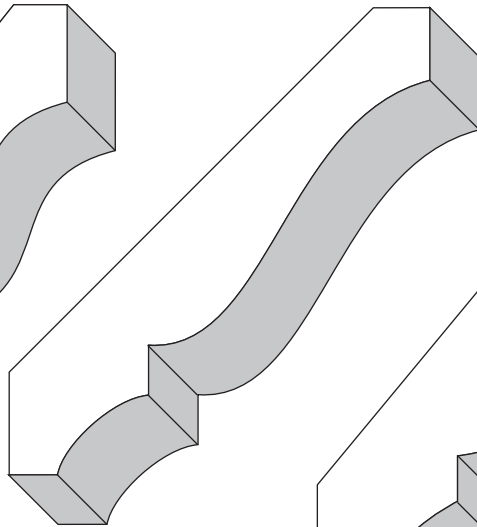


WOODCRAFTERS

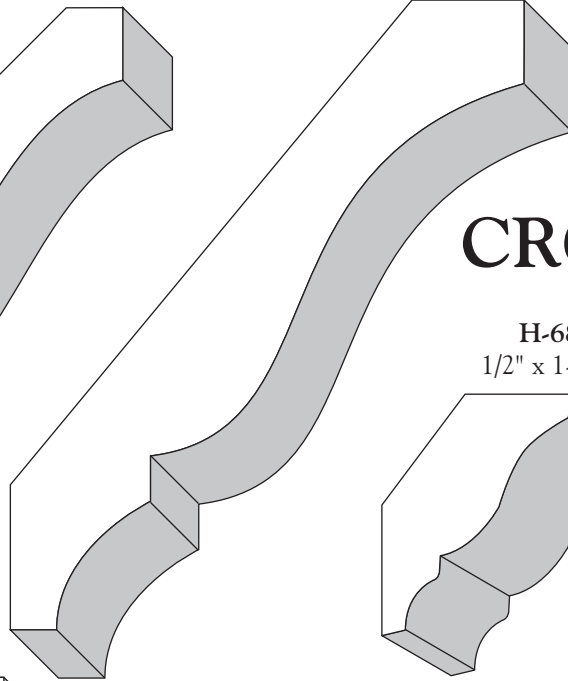
H-608
1/2" x 2-1/4"



H-610
5/8" x 3-5/16"

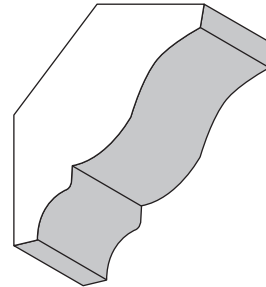


H-614
1/2" x 4-3/16"

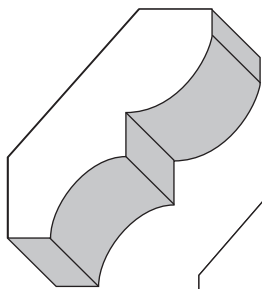


CROWN

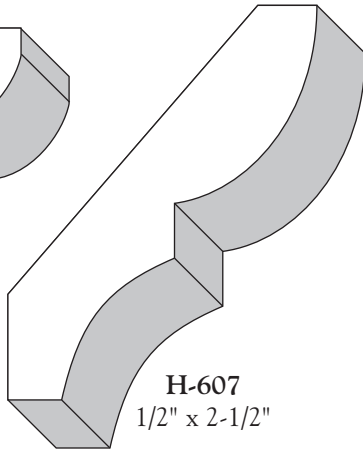
H-68
1/2" x 1-5/8"



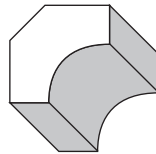
BED MOLDS



H-604
1/2" x 1-5/8"

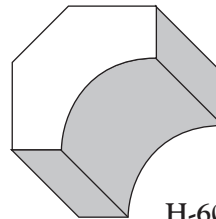


H-607
1/2" x 2-1/2"

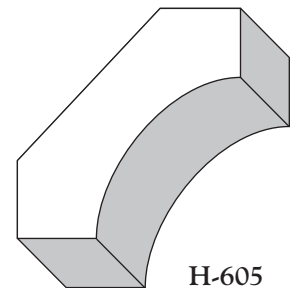


H-600
1/2" x 1/2"

COVES

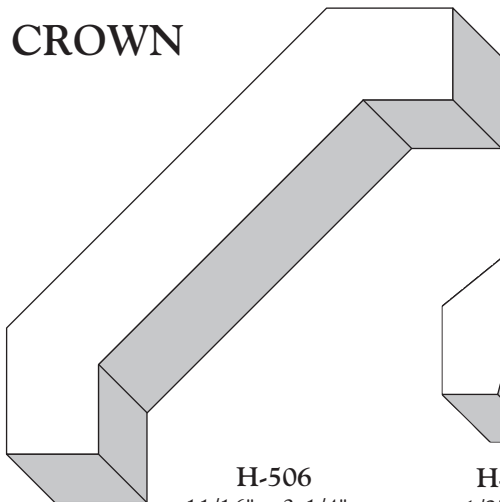


H-601
11/16" x 11/16"

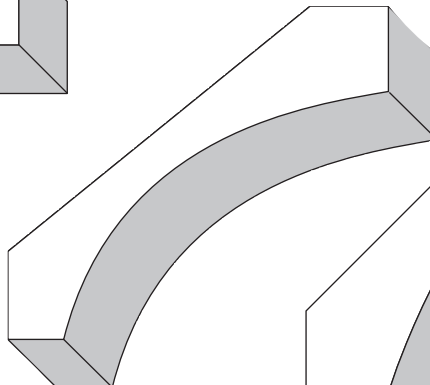


H-605
1/2" x 1-5/8"

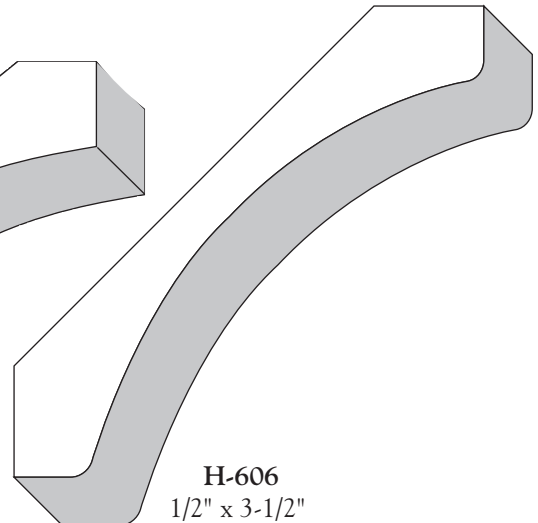
CROWN



H-506
11/16" x 3-1/4"



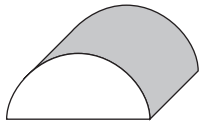
H-603
1/2" x 2"



H-606
1/2" x 3-1/2"

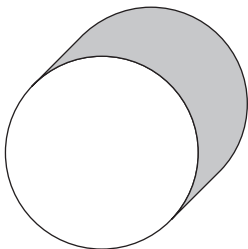


HALF ROUND

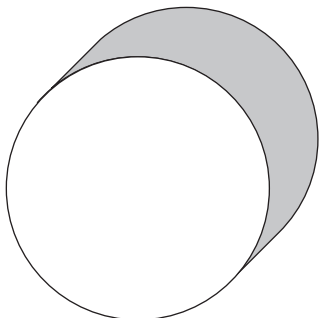


H-940
5/16" x 3/4"

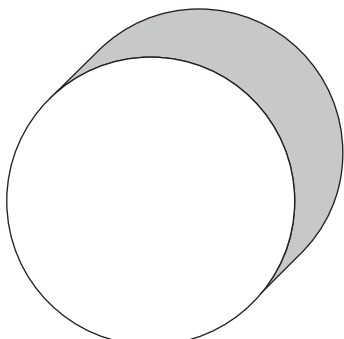
FULL ROUND



H-919
1"



H-920
1 5/16"

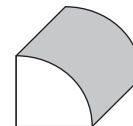


H-921
1-1/2"

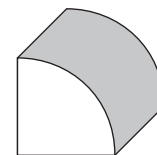
QUARTER ROUND



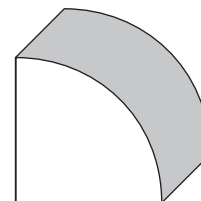
H-660
1/4" x 1/4"



H-663
3/8" x 3/8"



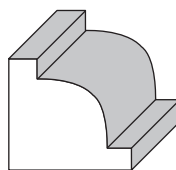
H-662
1/2" x 1/2"



H-661
11/16" x 11/16"

Got Gaps?
When installing new base molding, you may see a gap between the molding and the floor. Try applying Base Shoe. It is small and flexible enough to cover any gaps that age and settling may have caused!

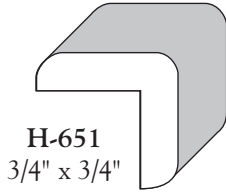
INSIDE CORNER BEAD



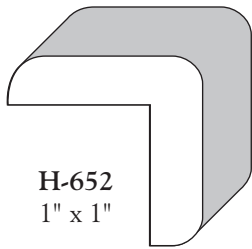
H-704
5/8" x 5/8"



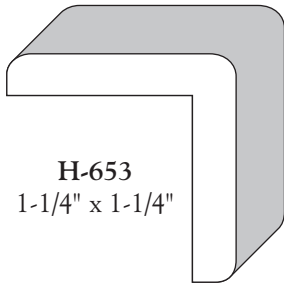
OUTSIDE CORNERS



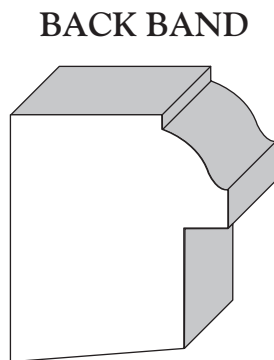
H-651
3/4" x 3/4"



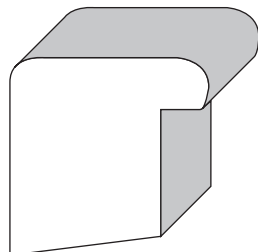
H-652
1" x 1"



H-653
1-1/4" x 1-1/4"

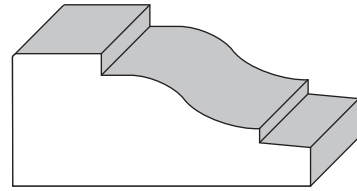


H-004
1-1/8" x 1-5/16"

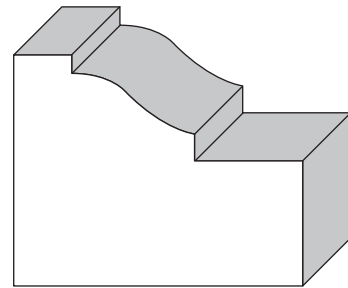


H-1021
1-1/16" x 1-1/16"

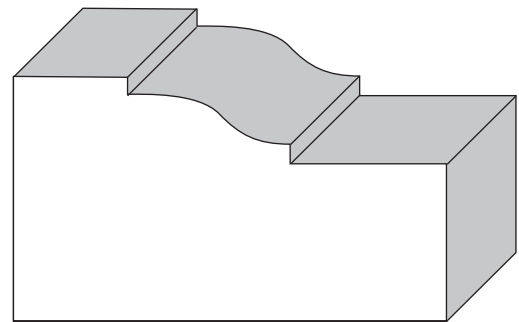
SHINGLE AND SHAKE MOLD



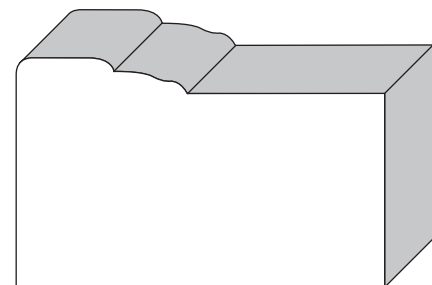
H-440
5/8" x 1-1/2"



H-507
1-3/16" x 1-1/2"



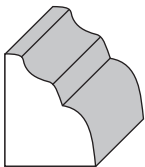
H-442
1-1/4" x 2-1/4"



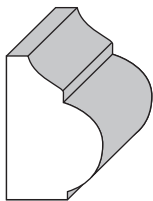
H-180
1-3/16" x 1-15/16"
(also available as Flexible
Molding FLEX-180)



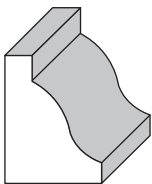
PANEL MOLDS



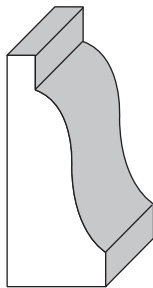
H-947
1/2" x 1/2"



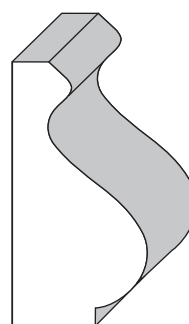
H-726
1/2" x 3/4"



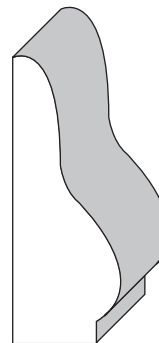
H-3242
1/2" x 11/16"



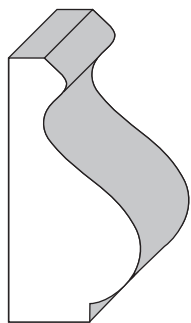
H-450
9/16" x 1-1/4"



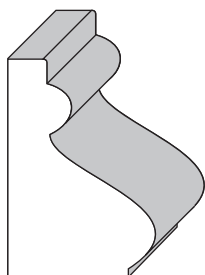
H-240B
11/16" x 1-3/8"



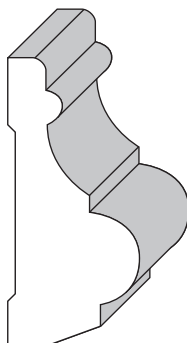
H-250
5/8" x 1-9/16"



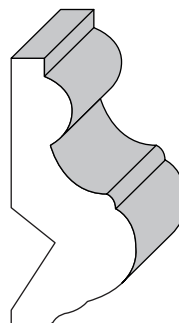
H-240B
11/16" 1-3/8"



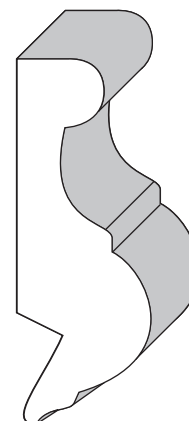
H-724
3/4" x 1-1/8"



H-745
11/16" x 1-1/2"

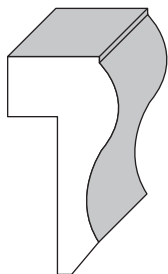


H-723
5/8" x 1-3/8"
(1/4" lip)

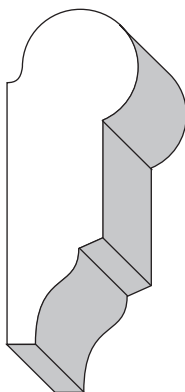


H-721
3/4" x 2"
(covers up to 3/4" panel)

PICTURE MOLDS



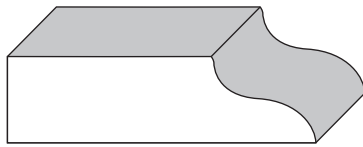
H-292
9/16" x 1-1/8"



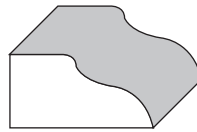
H-595
11/16" x 1-5/8"



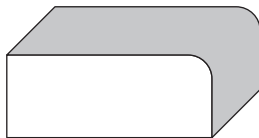
STOPS




H-420
7/16" x 1-5/8"



H-418
3/8" x 1 1/8"

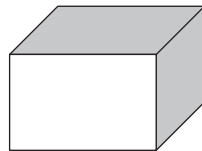


H-869
7/16" x 1-1/16"

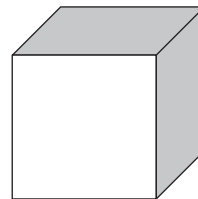


H-865
7/16" x 1-1/2"

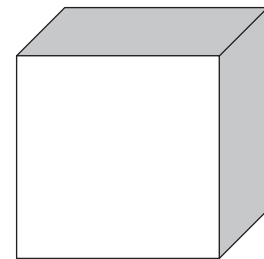
SQUARE



H-3428
1/2" x 3/4"



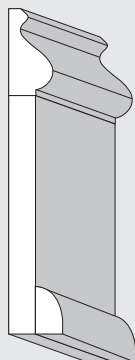
H-3516
3/4" x 3/4"



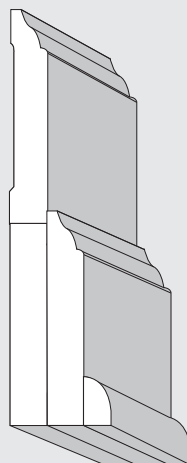
H-3517
1-1/16" x 1-1/16"

Combination Base Moldings

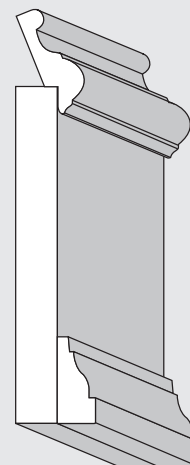
Remember that sometimes the perfect molding profile for your home could turn out to be a combination of many profiles. Below are three examples of what might be done using several pieces of molding to create a base profile. With just a little imagination, you can create a one of a kind profile just for you. See page 6 for more ideas.



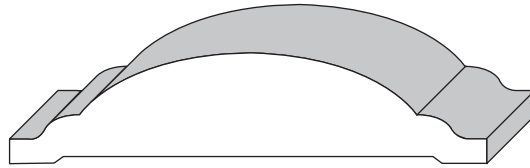
240B Panel
200 Shoe



289 Base
200 Shoe

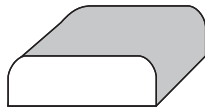


FJ-721 Panel Mold
H-440 Shingle Mold




H-184
5/8" x 2-7/16"


SCREEN & FILLET




H-520
1/4" x 3/4"




H-953
7/16" x 1-1/4"



H-268
1/4" x 1-1/8"

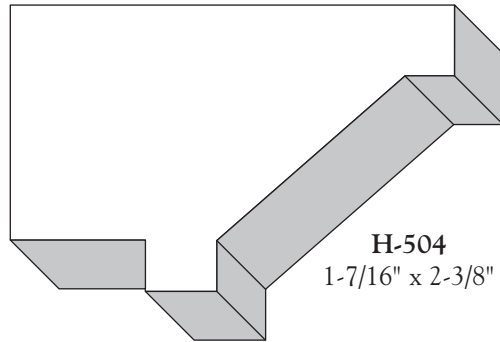


H-392
1/4" x 1-5/8"

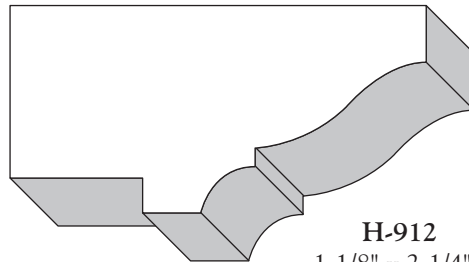


H-400
1/4" x 2-1/4"

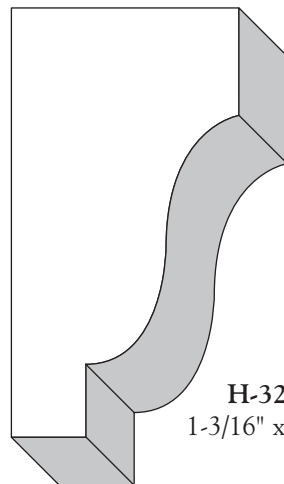
DOOR/ WINDOW CAP



H-504
1-7/16" x 2-3/8"



H-912
1-1/8" x 2-1/4"



H-3248
1-3/16" x 2-1/4"

Project Notes




WOODCRAFTERS


Lined area for project notes.



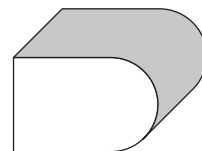
Fir Moldings



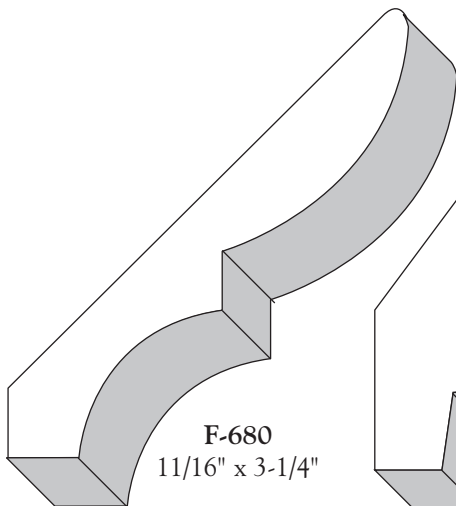
F-780MG
F-780VG
3/4" x 3-1/8"
3 1/8" Face



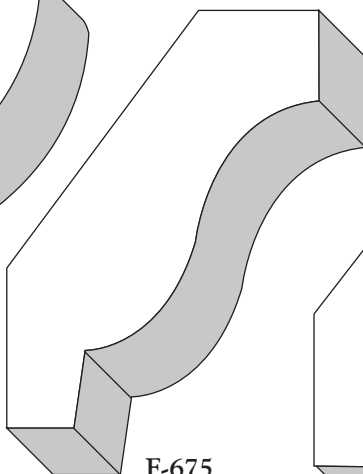
F-950
7/16" x 1-3/8"



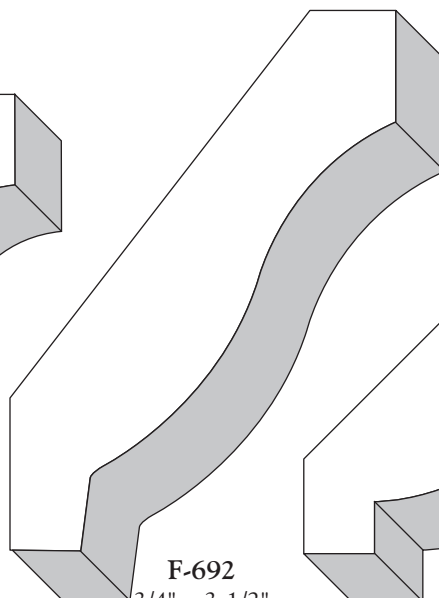
F-951
7/16" x 3/4"



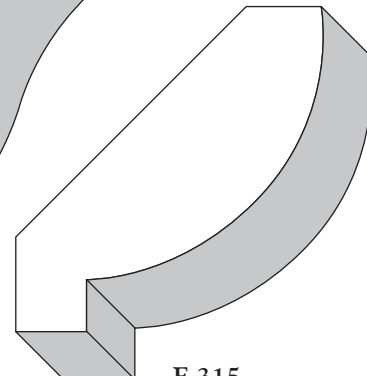
F-680
11/16" x 3-1/4"



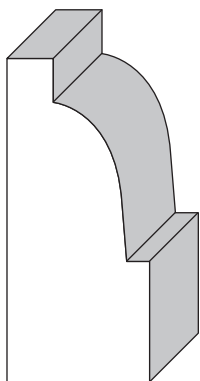
F-675
11/16" x 2-5/8"



F-692
3/4" x 3-1/2"



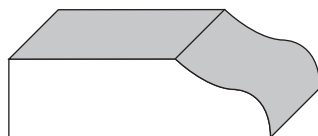
F-315
3/4" x 2-5/16"




F-430
3/4" x 1-5/8"




F-500A
1/4" x 1-1/4"



F-420A
7/16" x 1-3/8"



F-588
1-1/16" x 3-1/4"

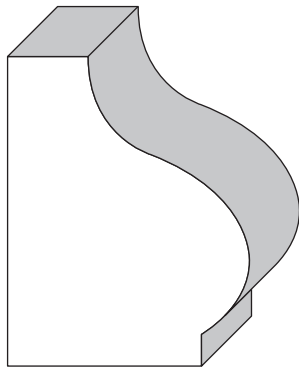


F-589
1-1/16" x 5-1/4"

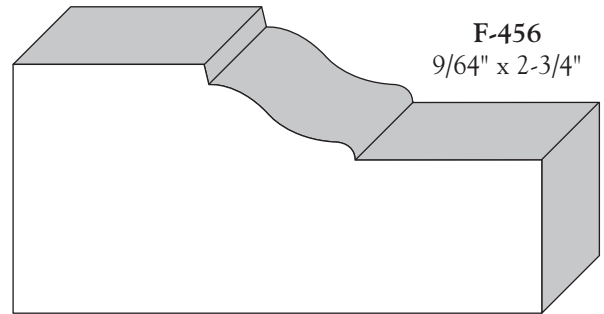
Fir Moldings



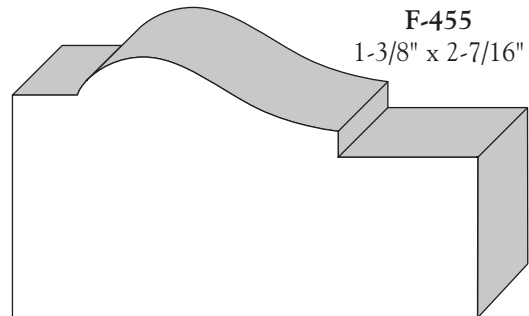
WOODCRAFTERS



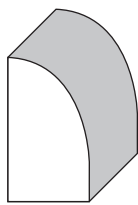
F-475
1-1/4" x 1-7/16"



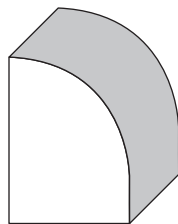
F-456
9/64" x 2-3/4"



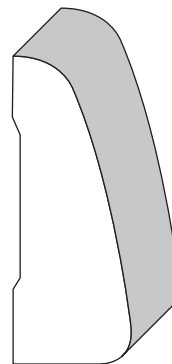
F-455
1-3/8" x 2-7/16"



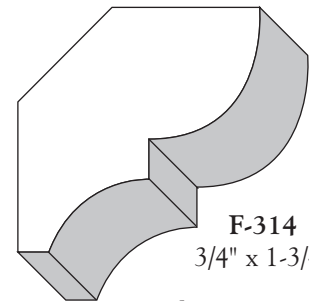
F-200
1/2" x 3/4"



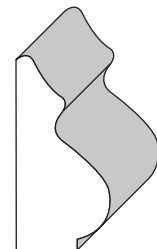
F-202
5/8" x 7/8"




F-105
5/8" x 1-5/8"



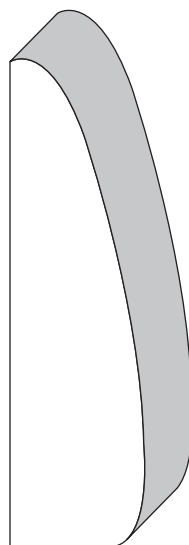
F-314
3/4" x 1-3/4"



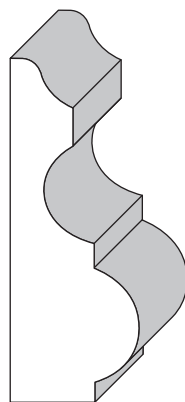
F-739
7/16" x 1"



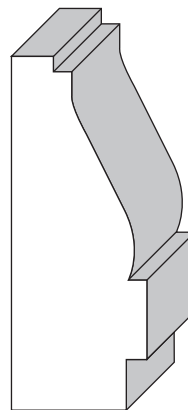
F-213
9/16" x 3-3/8"



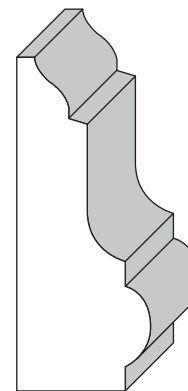
F-100
3/4" x 2-1/2"



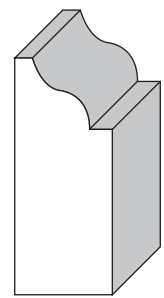
F-472
11/16" x 1-7/8"



F-744
11/16" x 1-7/8"



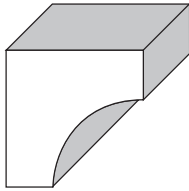
F-425
3/4" x 1-3/4"



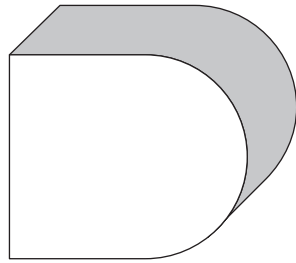
F-955
1/2" x 1-1/4"



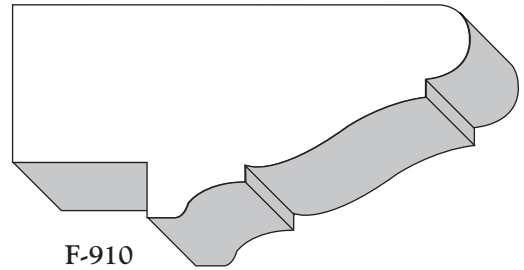
Fir Moldings



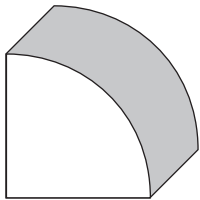
F-601
3/4" x 3/4"



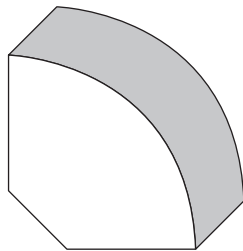
F-986
1-1/16" x 1-1/4"



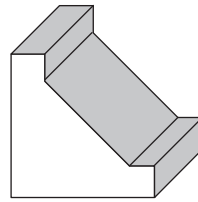
F-910
1-3/16" x 2-3/8"



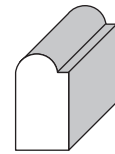
F-661
3/4" x 3/4"



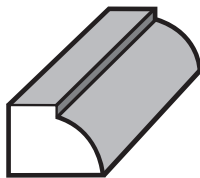
F-665
1" x 1"



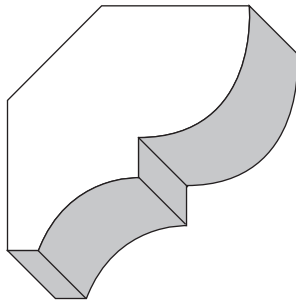
F-501
3/4" x 3/4"



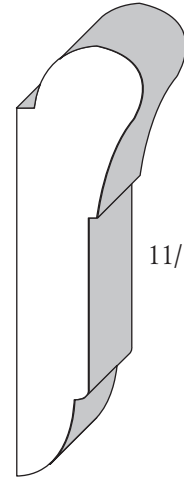
F-920
1/4" x 1/2"



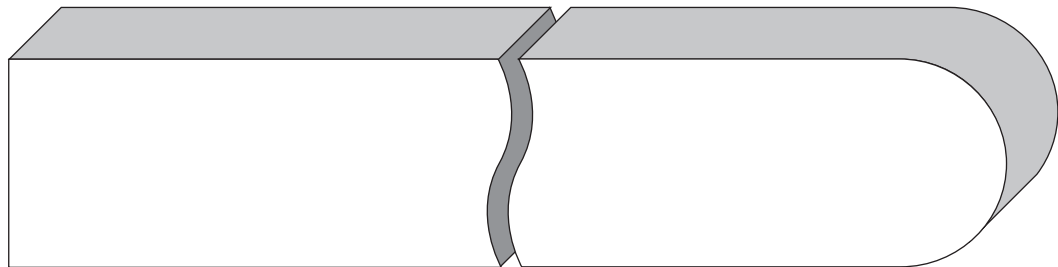
F-1035
1/2" x 3/8"



F-314
3/4" x 1-3/4"



F-525
11/16" x 2-1/4"



FT
VG Fir Tread
1-1/16" x 11-1/2"

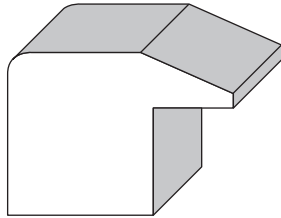
KFT
Knotty Fir Tread
5/4" x 12"

Fir Moldings

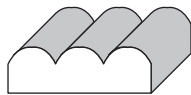


WOODCRAFTERS

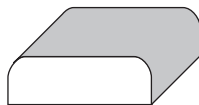
SQUARE NOSE



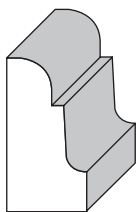
F-1060
7/8" X 1-3/16"



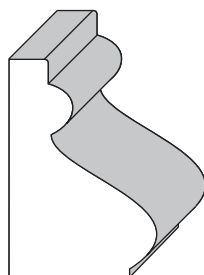
F-144
1/4" x 3/4"



F-520
1/4" x 3/4"

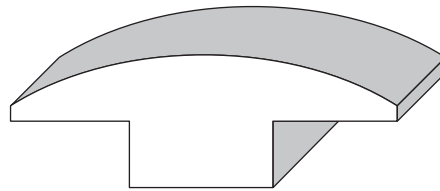


F-736
7/16" x 3/4"

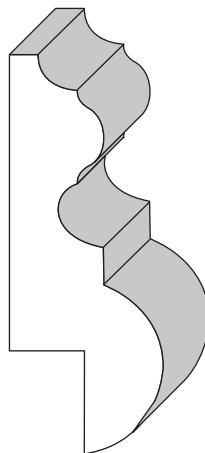


F-724
3/4" x 1-1/8"

REDUCERS "T" - MOLD

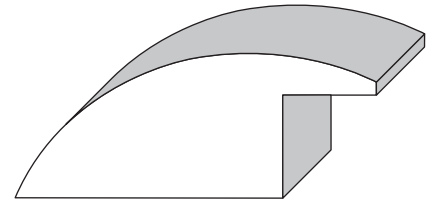


F-1070
3/4" X 2"

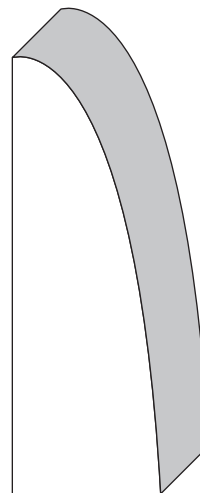


F-732
25/32" X 2-3/32"

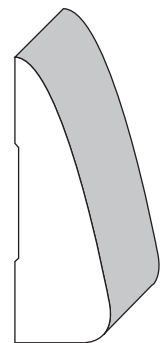
OVERLAP REDUCER



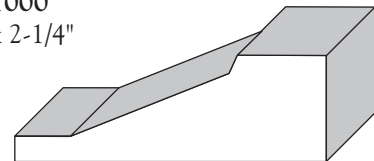
F-1010
3/4" X 1-7/8"



F-1000
3/4" x 2-1/4"

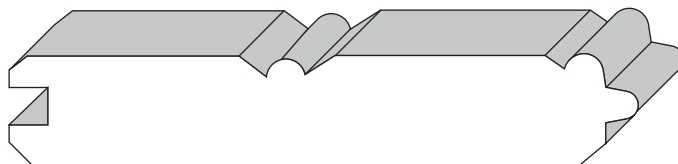


FJ-106
9/16" x 1-1/2"

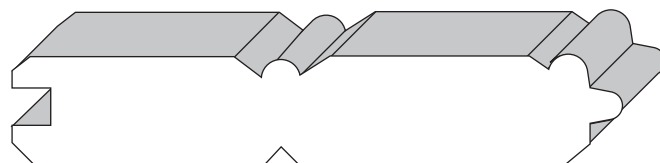


F-252
9/16" X 1-5/8"

BEADED PANELING



FBP
5/8" x 3-1/4"

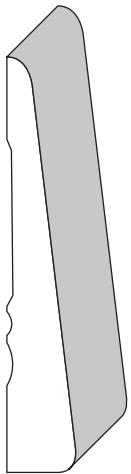


SPFBP
(Reversible)
5/8" x 3-1/4"
(#2 Grade)

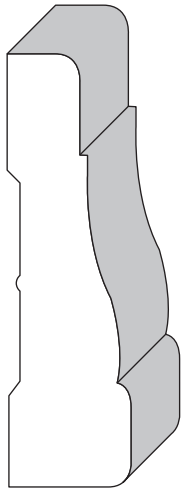


WOODCRAFTERS

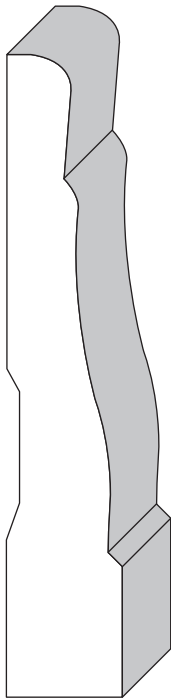
Primed Finger-Jointed Pine Moldings




FJ-3002
3/8" x 2-3/16"



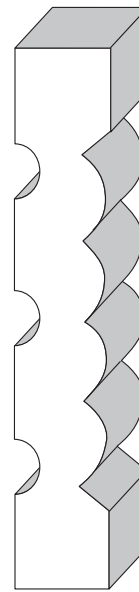
FJ-110
11/16" x 2-1/4"



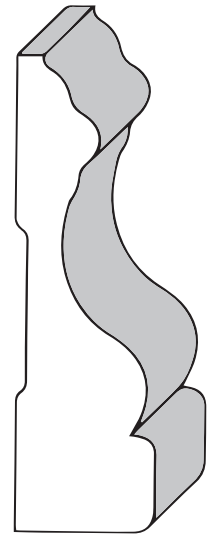
FJ-444
5/8" x 3-3/8"



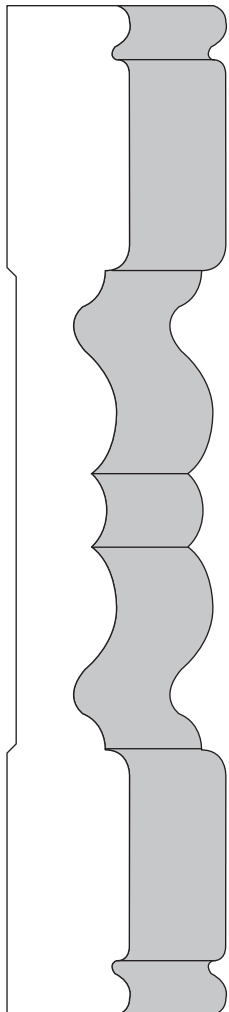
FJ-109
9/16" x 2-1/4"
(primed, reversible)



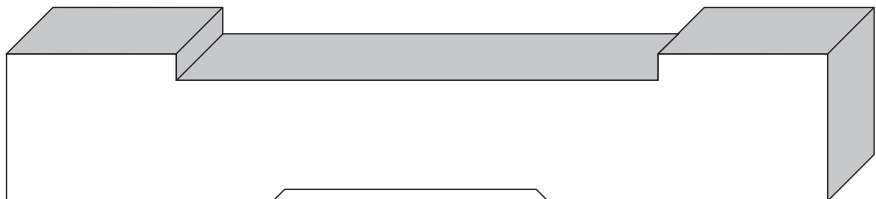
FJ-160
5/8" x 3-1/4"



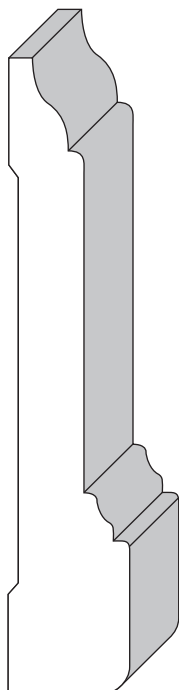
FJ-1208
11/16" x 2-1/2"



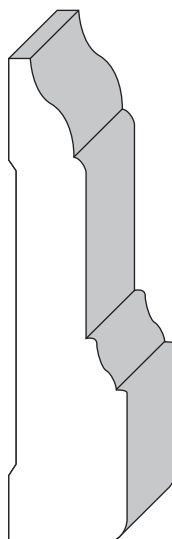
FJ-180A
5/8" x 5-1/4"



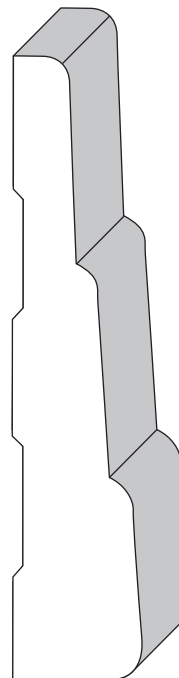
FJ-522
11/16" x 4-1/4"



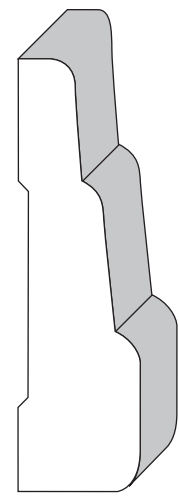
FJ-150
5/8" x 3-1/4"



FJ-140
5/8" x 2-1/2"



FJ-C34
5/8" x 3-1/4"




FJ-C32
5/8" x 2-1/4"

Primed Finger-Jointed Pine Moldings



WOODCRAFTERS

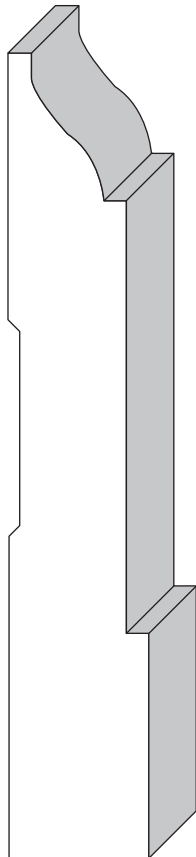
BASE MOLDINGS



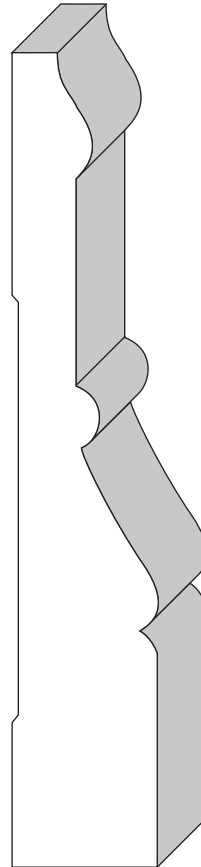
FJ-285
9/16" x 5-1/4"



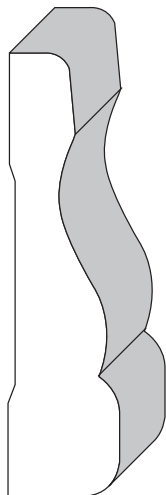
FJ-280
9/16" x 3-1/4"



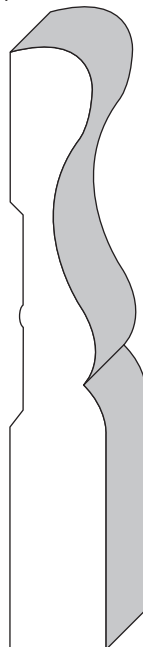
FJ-155
3/4" x 4-1/4"



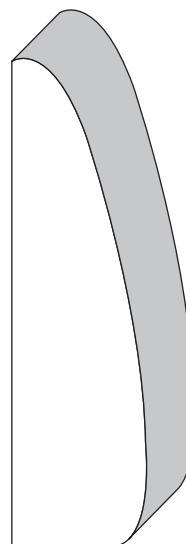
FJ-211
5/8" x 4-1/4"




FJ-190
5/8" x 2-7/16"



FJ-290
1/2" x 3-1/8"



FJ-100
3/4" x 2-1/2"



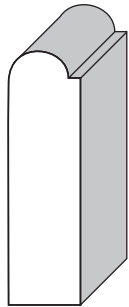
FJ-213
9/16" x 3-3/8"



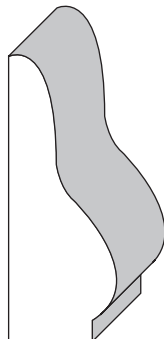
WOODCRAFTERS

Primed Finger-Jointed Pine Moldings

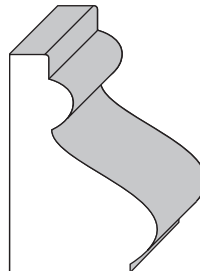
PANEL MOLDINGS



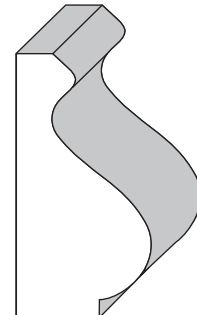
FJ-953
3/8" x 1-5/16"



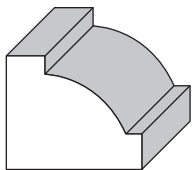
FJ-250
5/8" x 1-9/16"



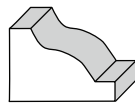
FJ-724
3/4" x 1-1/8"



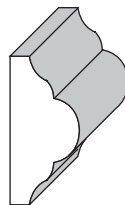
FJ-240B
11/16" x 1-3/8"



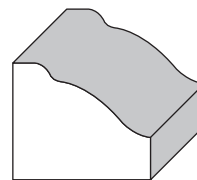
FJ-460
9/16" x 11/16"



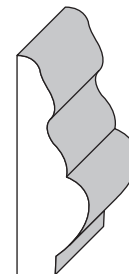
FJ-3242
1/2" x 3/4"



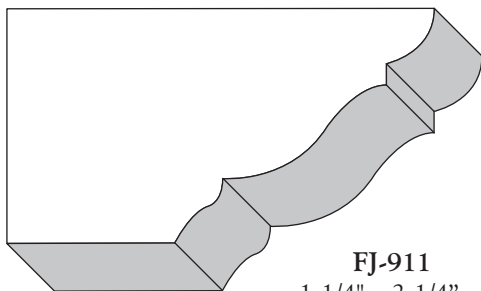
FJ-3277
3/8" x 3/4"



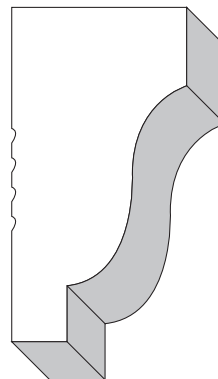
FJ-455
1/2" x 13/16"



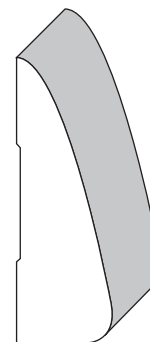
FJ-3278
3/8" x 1-1/8"



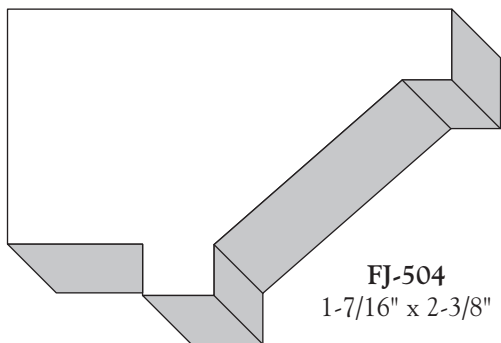
FJ-911
1-1/4" x 2-1/4"



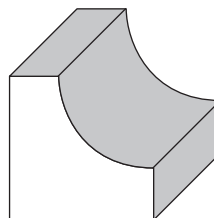
FJ-3248
1-1/8" x 2-3/16"
(not shown full size)




FJ-106
9/16" X 1-1/2"



FJ-504
1-7/16" x 2-3/8"



FJ-601
11/16" x 11/16"

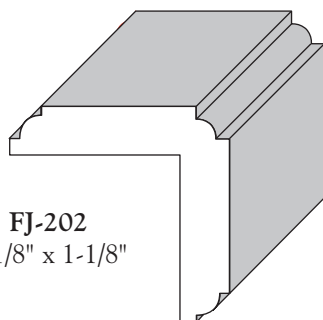


FJ-950
7/16" x 1-3/8"

Primed Finger-Jointed Pine Moldings

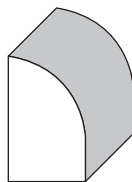


WOODCRAFTERS

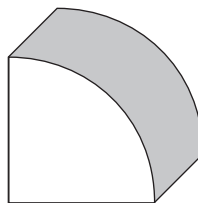


FJ-202
1-1/8" x 1-1/8"

BASE SHOE

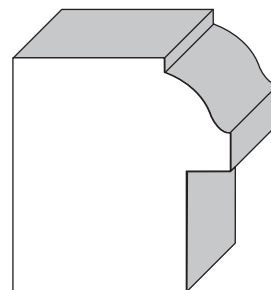


FJ-200
7/16" x 11/16"

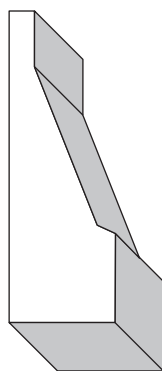


FJ-661
11/16" x 11/16"

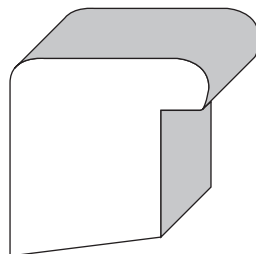
BACK BAND



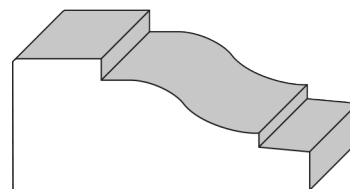
FJ-004
1-1/8" x 1-5/16"



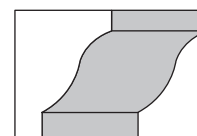
FJ-252
9/16" X 1-5/8"



FJ-1021
1-1/16" x 1-1/16"

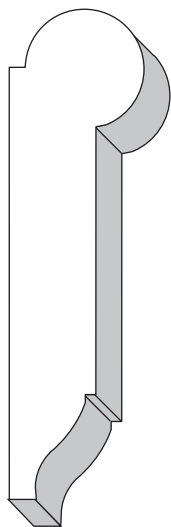


FJ-440
5/8" x 1-7/16"

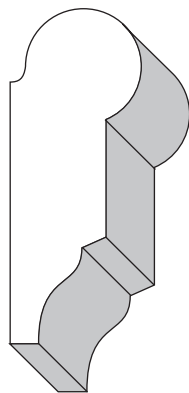


FJ-3242
1/2" X 11/16"

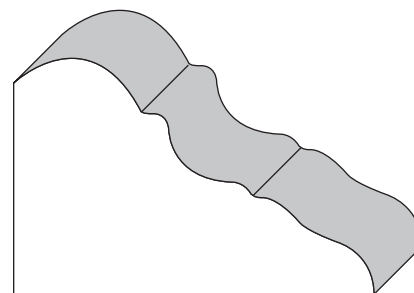
PICTURE MOLD



FJ-598
3/4" x 2-1/2"



FJ-595
11/16" x 1-5/8"



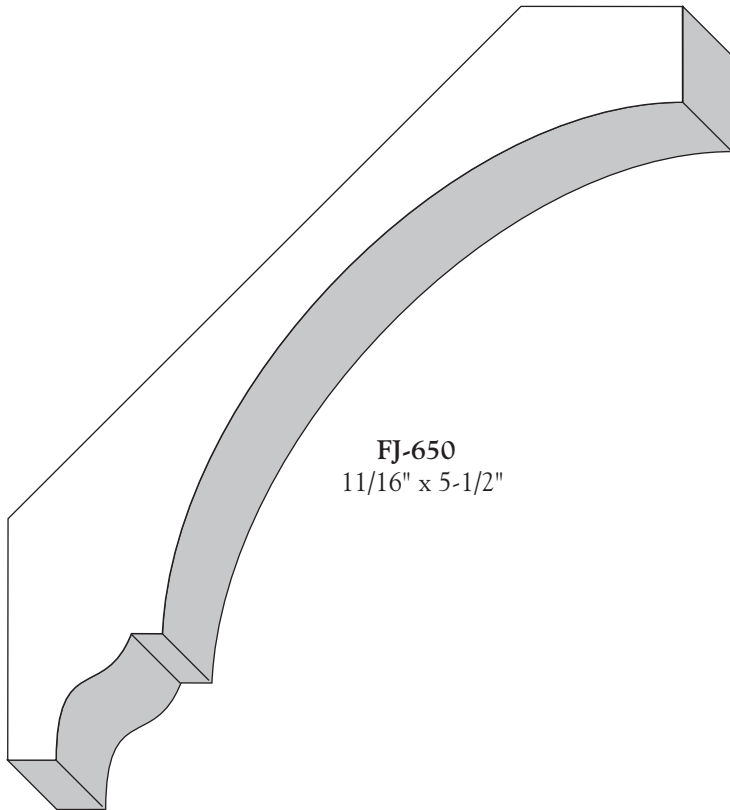
FJ-409
1-1/4" X 2-1/8"



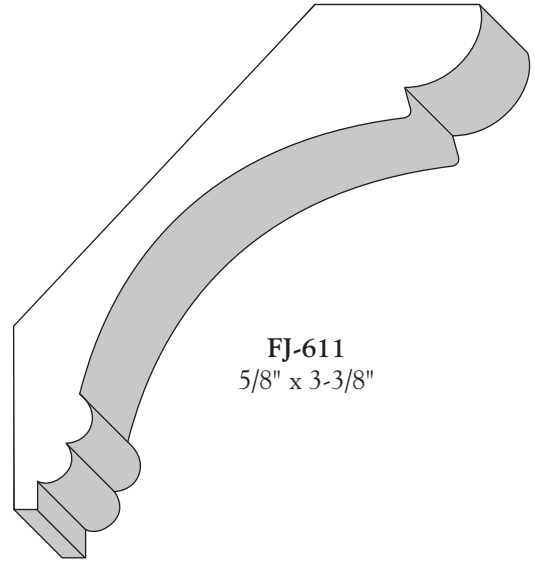
WOODCRAFTERS

Primed Finger-Jointed Pine Moldings

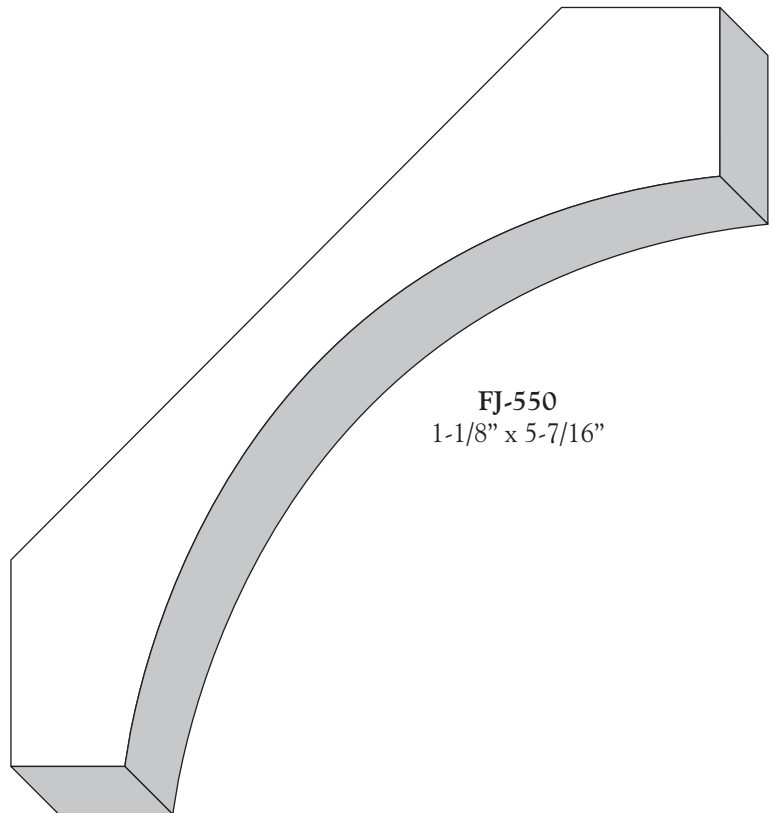
CROWNS



FJ-650
11/16" x 5-1/2"



FJ-611
5/8" x 3-3/8"



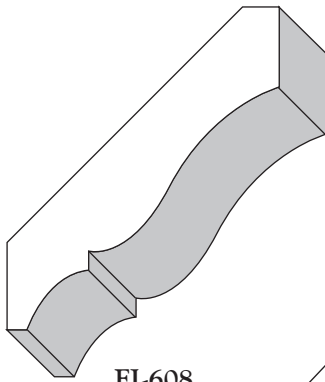
FJ-550
1-1/8" x 5-7/16"

Primed Finger-Jointed Pine Moldings

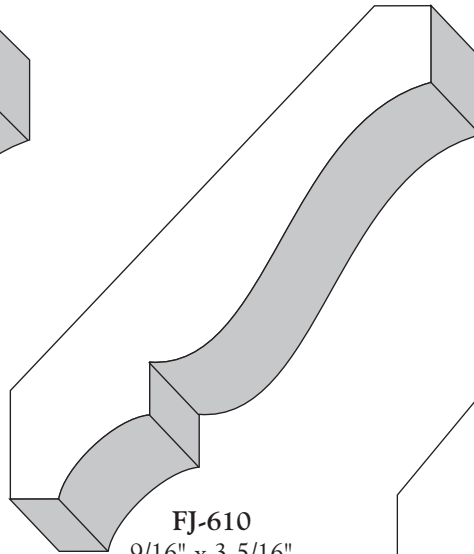


WOODCRAFTERS

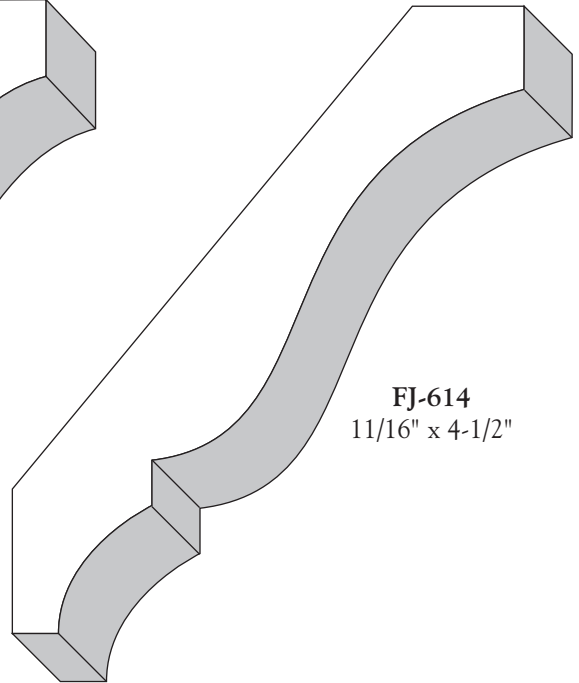
CROWNS



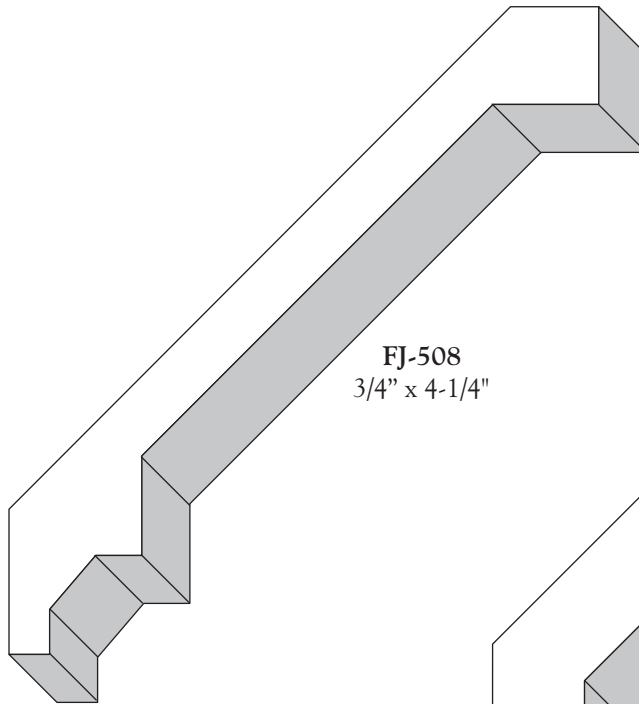
FJ-608
1/2" x 2-1/4"



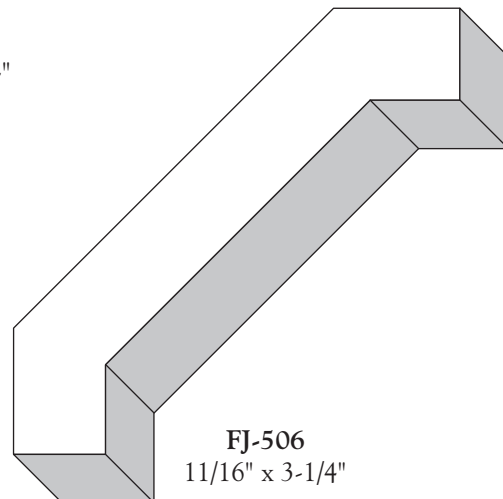
FJ-610
9/16" x 3-5/16"



FJ-614
11/16" x 4-1/2"



FJ-508
3/4" x 4-1/4"



FJ-506
11/16" x 3-1/4"

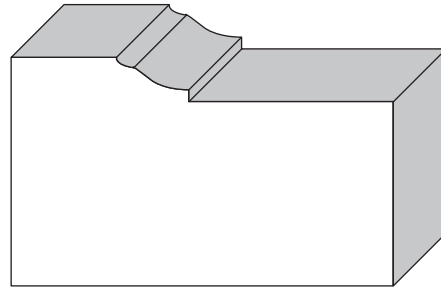


WOODCRAFTERS

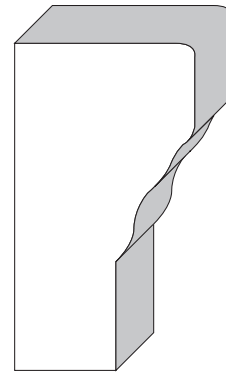
Primed Finger-Jointed Pine Moldings

Got a Bare Wall?

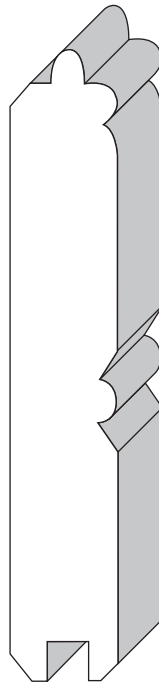
Ever thought of applying a wainscot. A combination of beaded paneling and creative use of a variety of panel moldings and chair rails can completely change the character of a room!



FJ-441
1-1/4" x 2"

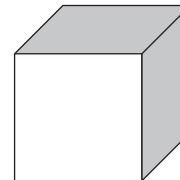


FJ-442
1-3/16" x 2-3/16"
(not shown full size)

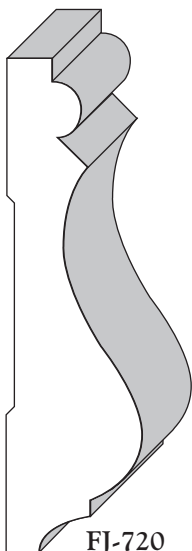


FJ-PBP
9/16" x 3-3/8"

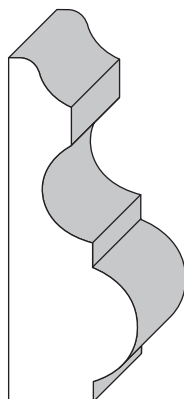
FJ-PBPW
9/16" x 5-3/8"



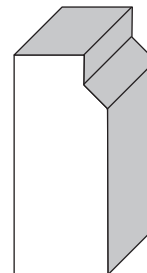
FJ-3516
11/16" x 11/16"



FJ-720
11/16" x 2-5/8"



FJ-472
11/16" x 1-7/8"



FJ-503
1/2" x 1-1/8"

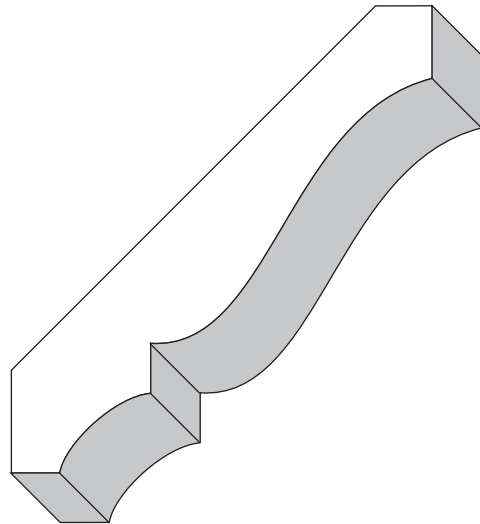


FJ-865
7/16" x 1-1/2"

Knotty Pine Moldings



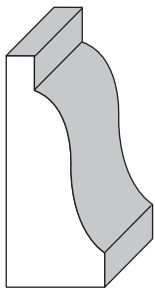
WOODCRAFTERS



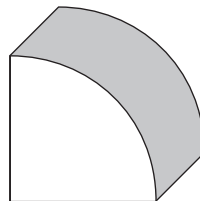
KP-610
1/2" x 3-3/8"



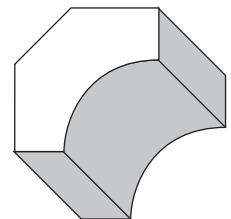
KP-280
9/16" x 3-1/4"



KP-450
9/16" x 1-1/4"



KP-661
3/4" x 3/4"

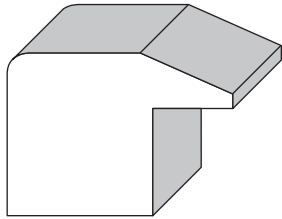


KP-601
3/4" x 3/4"



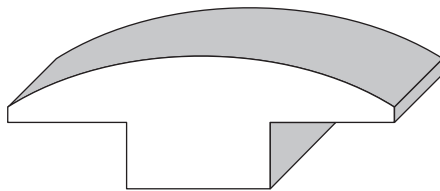
Hard Maple Moldings

SQUARE NOSE



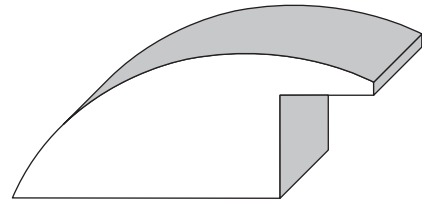
M-1060
7/8" X 1-3/16"

"T" - MOLD

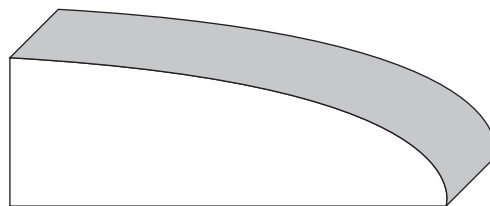


M-1070
3/4" X 2"

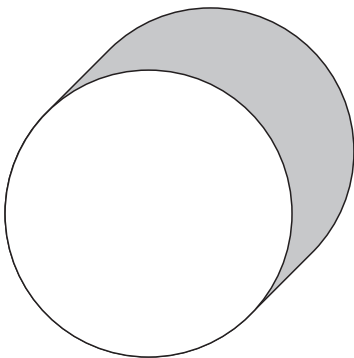
OVERLAP REDUCER



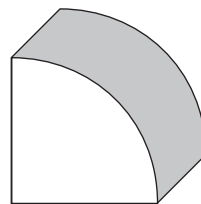
M-1010
3/4" X 1-7/8"



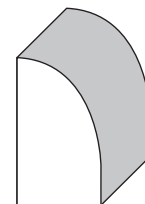
M-1000
3/4" x 2-1/4"



M-921
1-1/2"



M-661
3/4" x 3/4"



M-200
1/2" x 3/4"

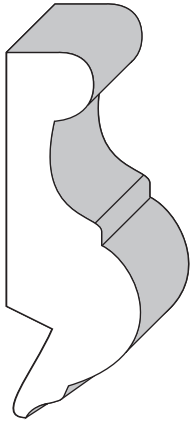
Built-Up Moldings

For a creative look, to reproduce an earlier architectural style, to achieve a larger profile, or even to save time and money, using a combination of profiles or millwork elements can provide a unique solution. See page 5 - 7 for examples. When you're looking for something different, come to Woodcrafters.

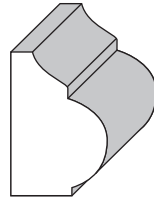
Hard Maple Moldings



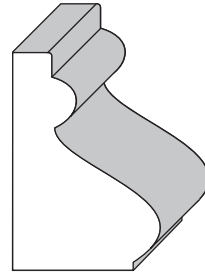
WOODCRAFTERS



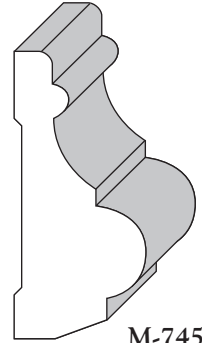
M-721
11/16" x 2"



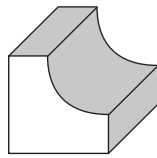
M-726
1/2" x 3/4"



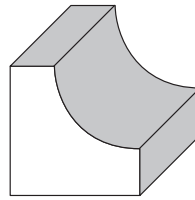
M-724
3/4" x 1-1/8"



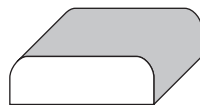
M-745
11/16" x 1-1/2"



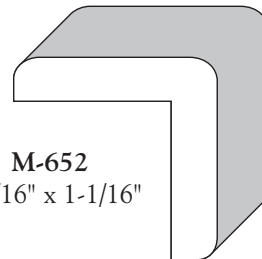
M-600
1/2" X 1/2"



M-601
3/4" x 3/4"



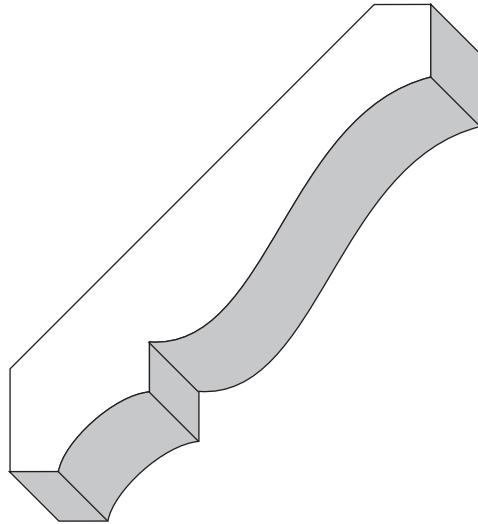
M-520
1/4" x 3/4"



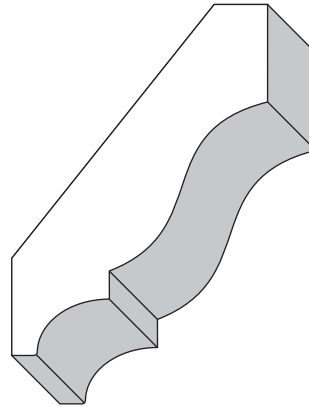
M-652
1-1/16" x 1-1/16"



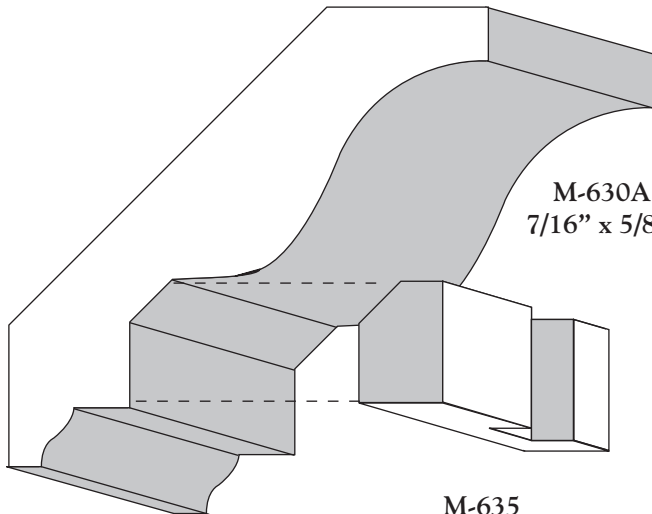
Hard Maple Moldings



M-610
11/16" x 3-7/16"



M-608
9/16" x 2-1/4"




M-630A
7/16" x 5/8"

M-635
7/16" x 5/8"
CLOSEOUT


Hard Maple Moldings



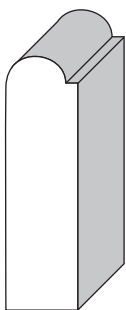
WOODCRAFTERS



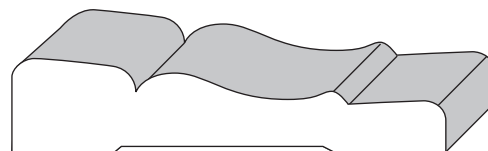
M-4320
7/16" x 3-1/2"



M-440
3/8" x 1-1/2"




M-953
3/8" x 1-5/16"



M-115
1/2" x 2-1/4"



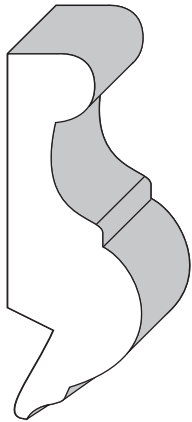
M-144
1/4" x 3/4"



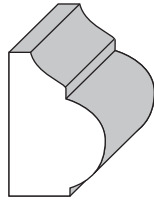
M-988
1-1/16" x 5-1/2"



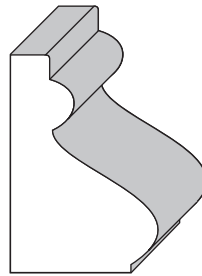
Cherry Moldings



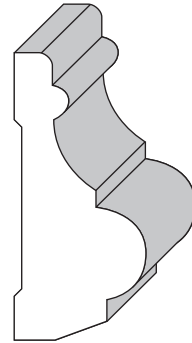
C-721
11/16" x 2"



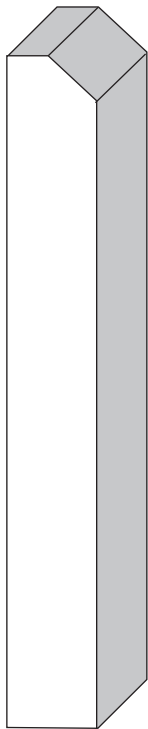
C-726
1/2" x 3/4"



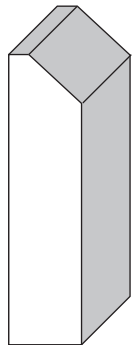
C-724
3/4" x 1-1/8"



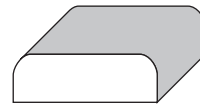
C-745
11/16" x 1-1/2"



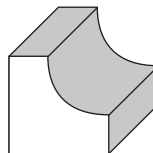
C-4320
7/16" x 3-1/2"



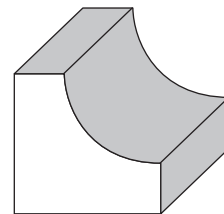
C-440
3/8" x 1-1/2"



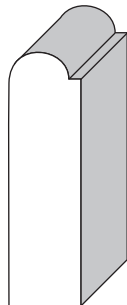
C-520
1/4" x 3/4"



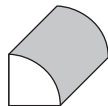
C-600
1/2" X 1/2"



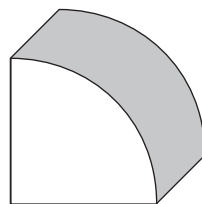
C-601
3/4" x 3/4"



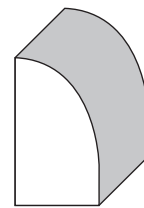
C-953
3/8" x 1-5/16"



C-660
1/4" x 1/4"



C-661
3/4" x 3/4"

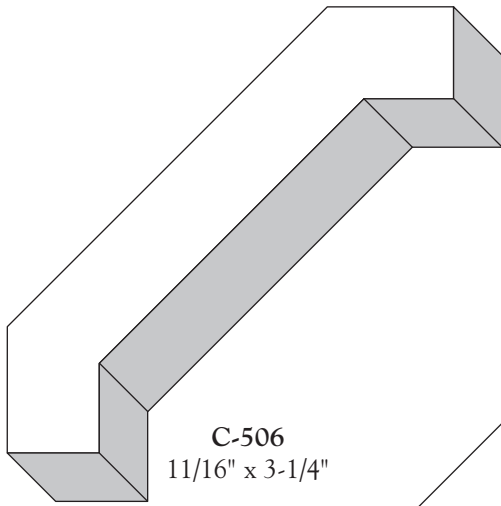


C-200
1/2" x 3/4"

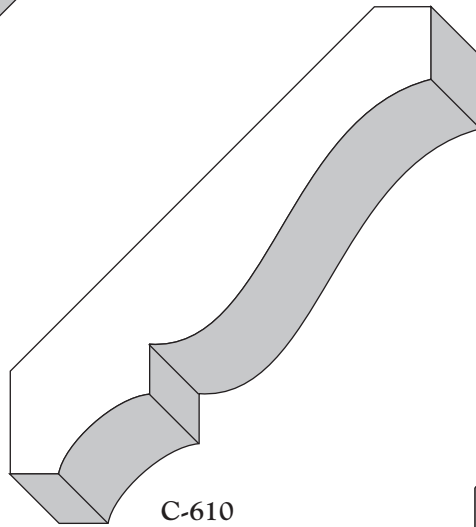
Cherry Moldings



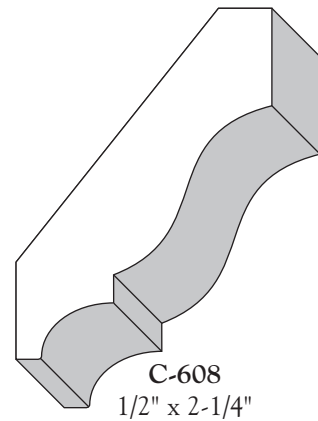
WOODCRAFTERS



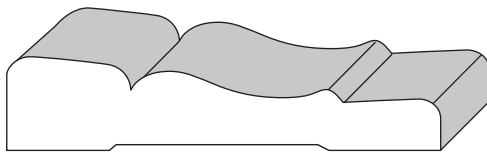
C-506
11/16" x 3-1/4"



C-610
11/16" x 3-7/16"



C-608
1/2" x 2-1/4"



C-115
1/2" x 2-1/4"



C-144
1/4" x 3/4"

Project Notes



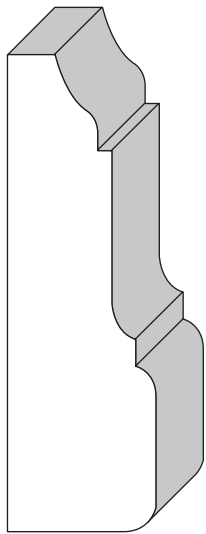
WOODCRAFTERS

Lined area for project notes.

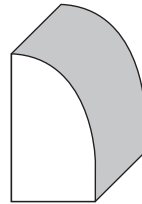
Mahogany Moldings



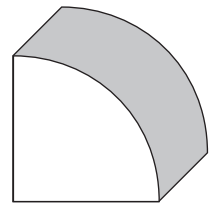
WOODCRAFTERS



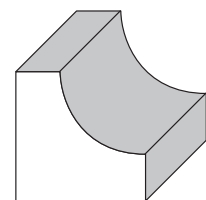
PM-140
3/4" x 2-1/2"




PM-200
1/2" x 3/4"



PM-661
3/4" x 3/4"

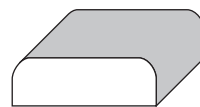


PM-601
3/4" x 3/4"

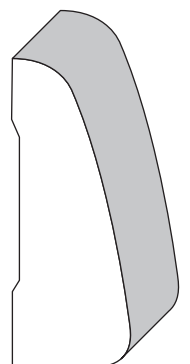


PM-305
3/8" x 1-1/4"


GM = Genuine Mahogany
PM = Philippine Mahogany




PM-520
1/4" x 3/4"



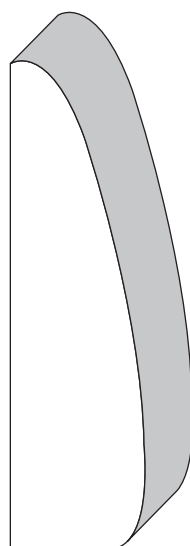
PM-105
5/8" x 1-5/8"



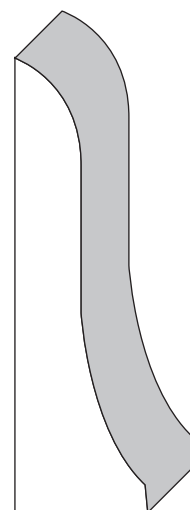
PM-280
5/8" x 3-3/8"



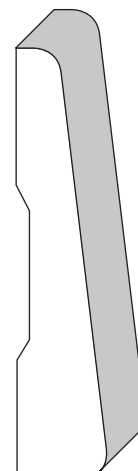
PM-213
9/16" x 3-5/16"



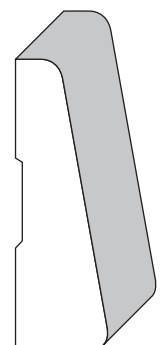
PM-100
3/4" x 2-1/2"



PM-230
11/16" x 2-3/8"



PM-113
1/2" x 2-1/4"

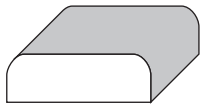


PM-114
1/2" x 1-9/16"

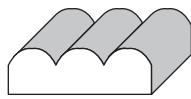


WOODCRAFTERS

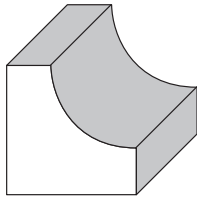
Walnut & Alder Moldings



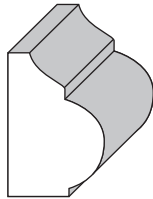
W-520
1/4" x 3/4"



W-144
1/4" x 3/4"




W-601
A-601
3/4" x 3/4"



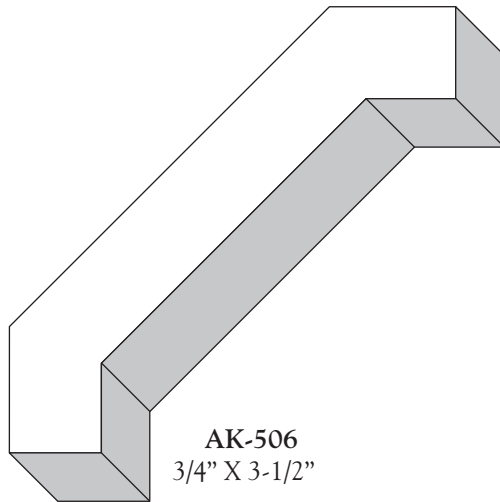
W-726
1/2" x 3/4"

F.Y.I.

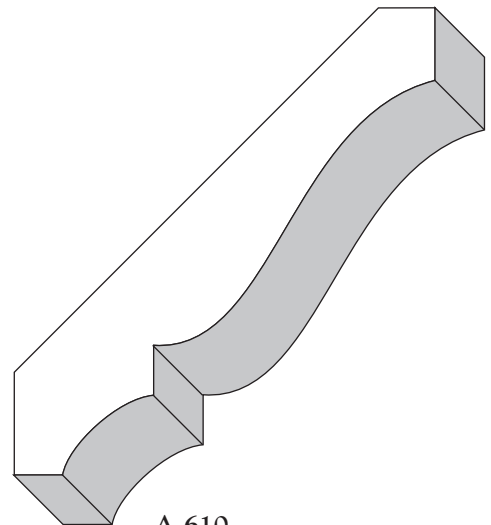
The Magic 12
When buying molding, it's a good idea to add 12 inches to the end of each piece you intend to miter to insure you have enough for all of your cuts.



AK-280
9/16" x 3-1/4"

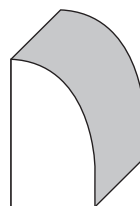


AK-506
3/4" X 3-1/2"




A-610
11/16" x 3-7/16"

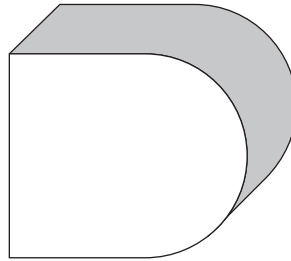
W = Walnut
A = Alder, Superior
WO = White Oak
JAT = Jatoba
ASH = Ash
AK = Knotty Alder



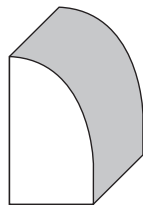
W-200
JAT-200
A-200
1/2" x 3/4"



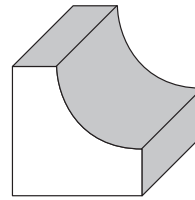
A-953
3/8" x 1-1/2"



WO-986
1-1/16" x 1-1/4"



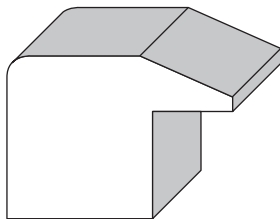
WO-200
1/2" x 3/4"



WO-601
3/4" x 3/4"

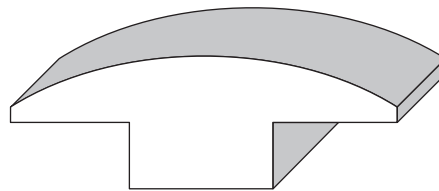
REDUCERS

SQUARE NOSE



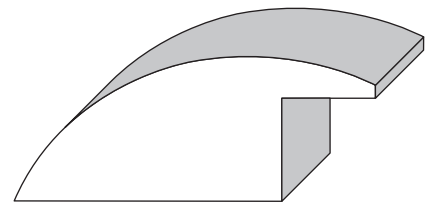
WO-1060
7/8" X 1-3/16"

"T" - MOLD

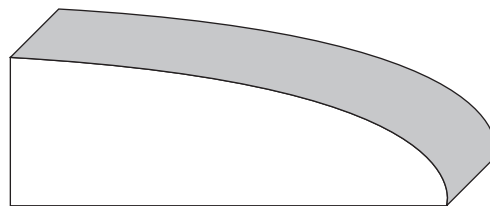


WO-1070
3/4" X 2"

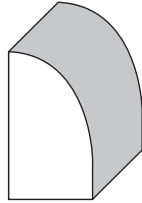
OVERLAP REDUCER



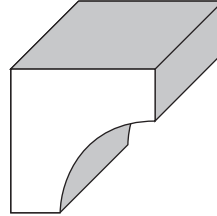
WO-1010
3/4" X 1-7/8"



WO-1000
3/4" x 2-1/4"



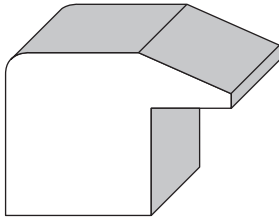
HK-200
1/2" x 3/4"



HK-601
3/4" x 3/4"

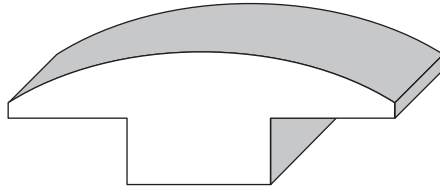
REDUCERS

SQUARE NOSE



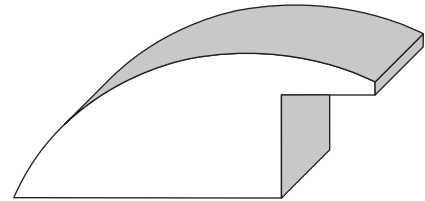
HK-1060
JAT-1060
7/8" X 1-3/16"

"T" - MOLD

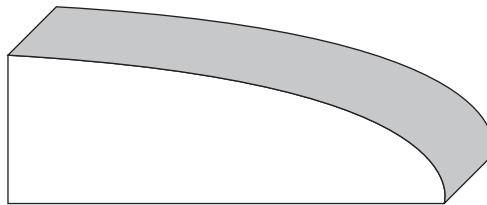


HK-1070
JAT-1070
3/4" X 2"

OVERLAP REDUCER



HK-1010
JAT-1010
3/4" X 1-7/8"



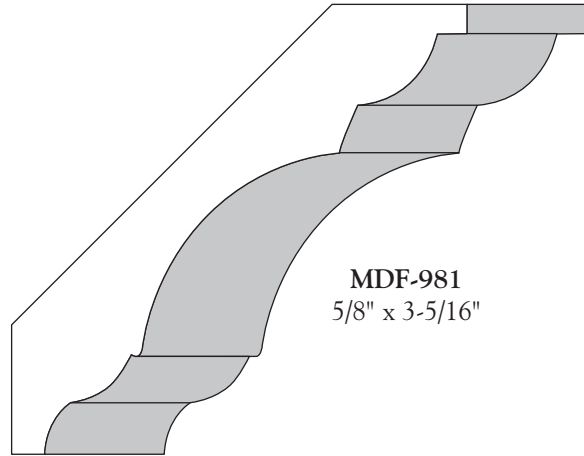
HK-1000
JAT-1000
3/4" x 2-1/4"

Built-Up Moldings

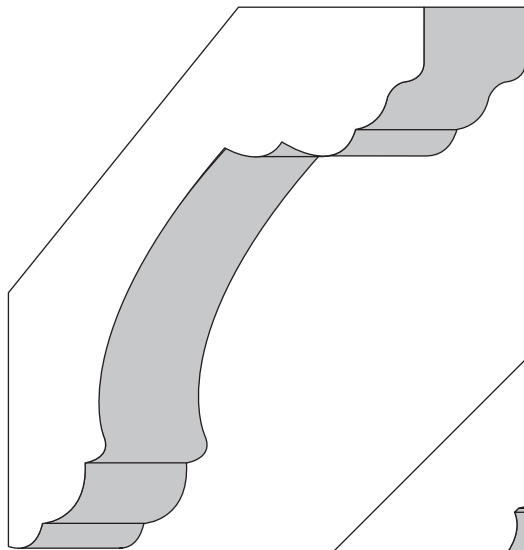
For a creative look, to reproduce an earlier architectural style, to achieve a larger profile, or even to save time and money, using a combination of profiles or millwork elements can provide a unique solution. See page 5 - 7 for examples.



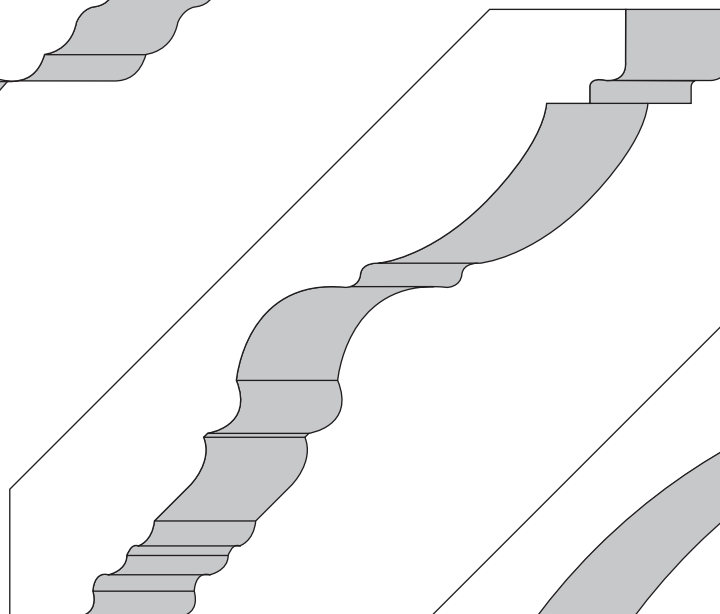
Do it Myself?
 Installing a crown molding can be tricky, but not impossible for a do-it-yourselfer. Always practice your miter & coping cuts on scrap, be patient, and take your time. If possible, have some help handy.



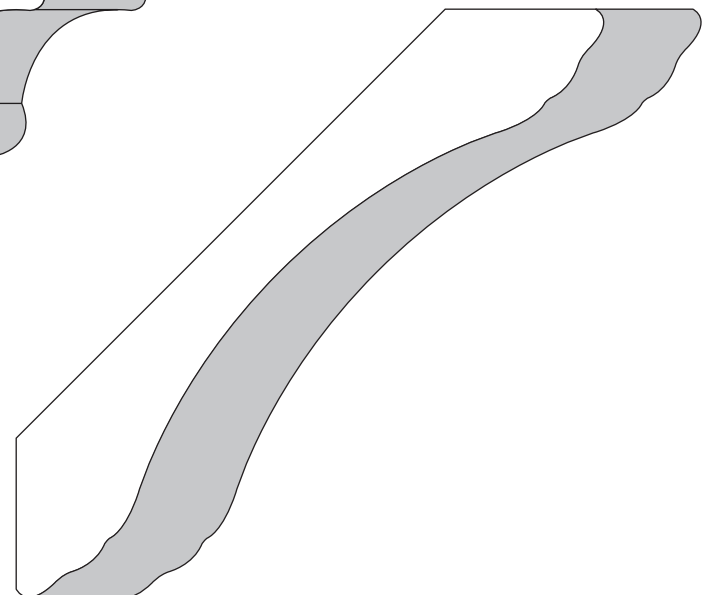
MDF-981
 5/8" x 3-5/16"



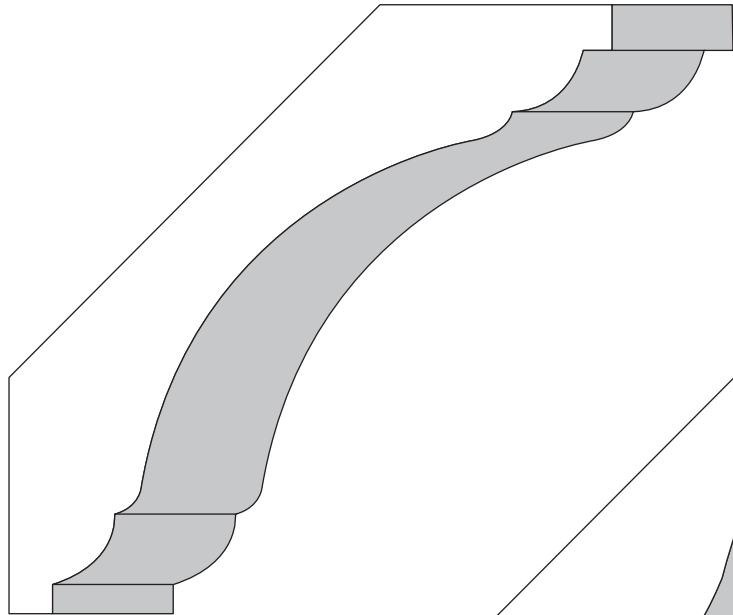
MDF-443
 15/16" x 3-9/16"



MDF-712
 3/4" x 4-1/2"




MDF-040
 5/8" x 4-1/4"
 CLOSEOUT



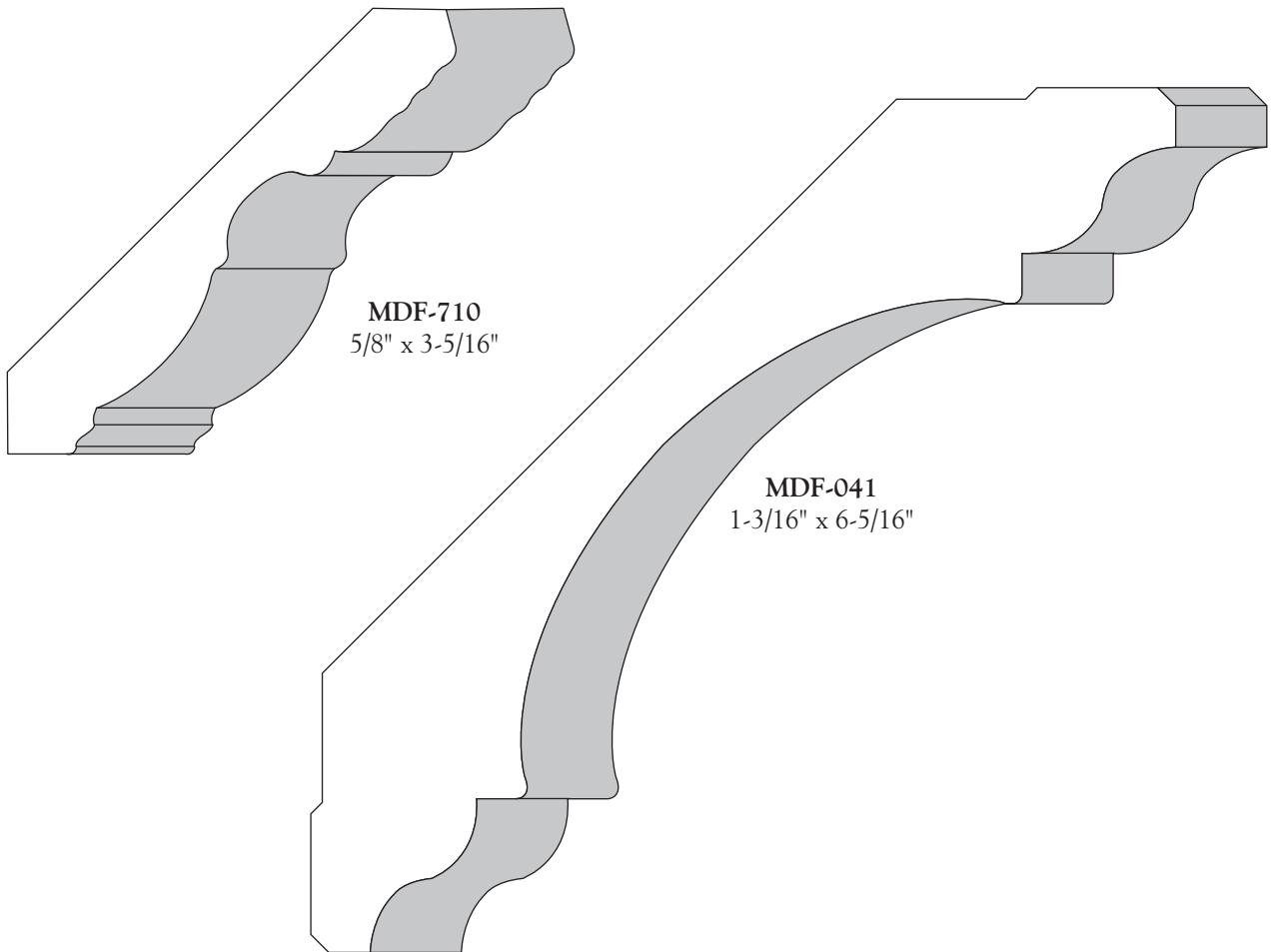
MDF-869
11/16" x 4-1/4"



MDF-43
1" x 6-15/16"

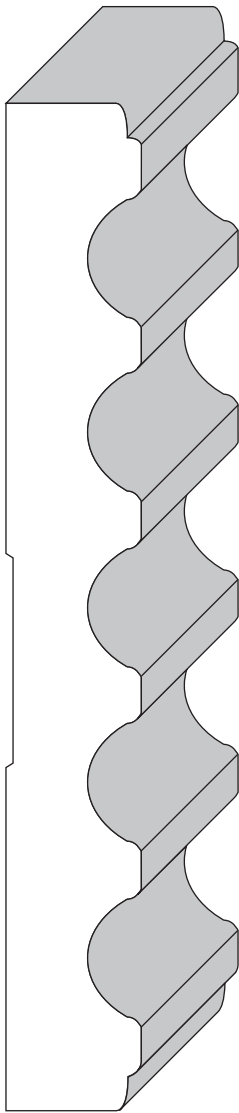


MDF-512
23/32" x 5-1/4"

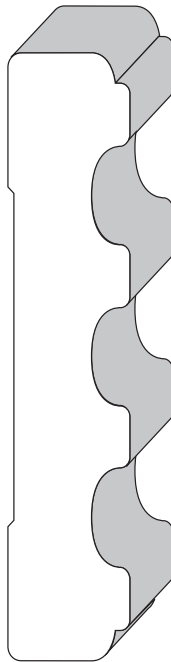


Tips on Installing Crown Moldings

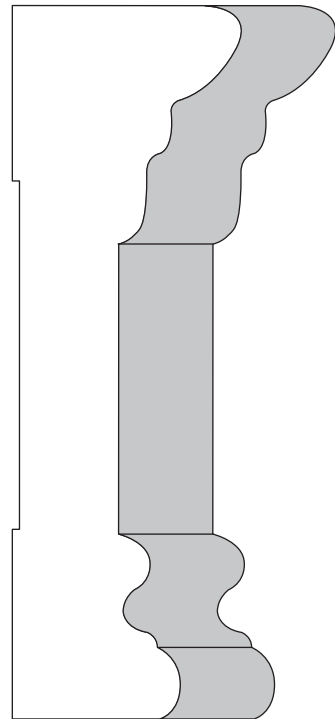
1. Have a helper handy
2. Locate and mark all of the studs and ceiling joists around the room where crown will be installed before you start, making sure the marks will be visible once crown is applied
3. Start in the corner of the room that is the least conspicuous
4. If you are a novice, consider using inside and outside corner blocks, to avoid cutting complex corner joints in molding
5. When cutting mitre corners on a hand or power mitre box, always place the molding in the saw upside down and at the angle at which it will mount to the wall
6. For the best mitres on odd angle outside corners, practice on a piece of scrap till you get a perfect joint before you cut the real thing. (If necessary, buy extra for practice pieces)
7. Take your time. An extra few minutes could very well make the difference between professional quality and a job that will haunt you for years



MDF-525
11/16" x 5-1/4"



MDF-524
5/8" x 3-1/4"

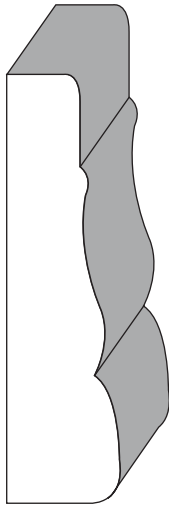


MDF-5000
1-1/4" x 3-3/4"

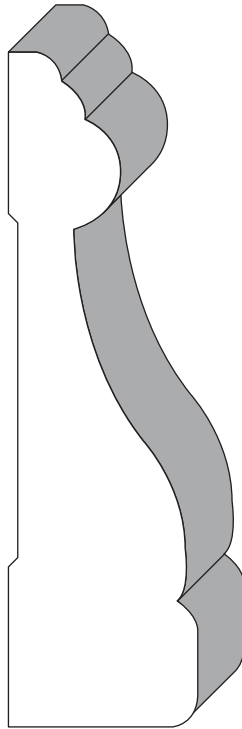
MDF Moldings



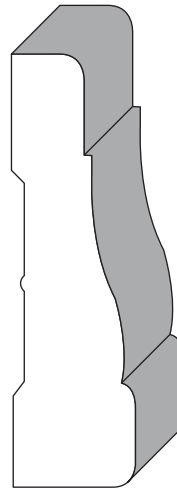
WOODCRAFTERS



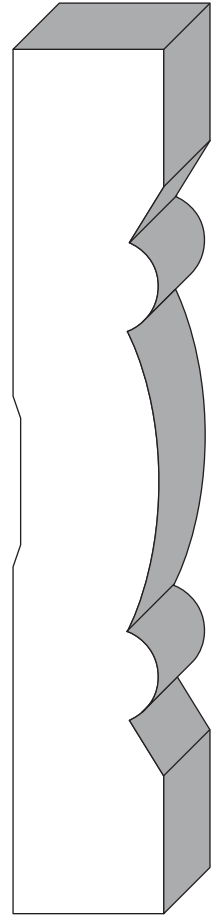
MDF-356
9/16" x 2-1/4"




MDF-3122
1" x 3-1/2"



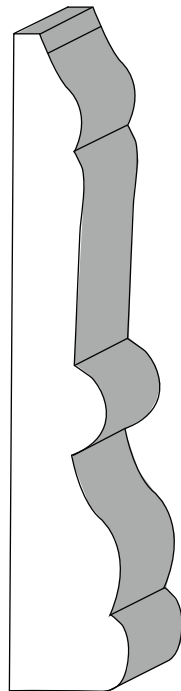
MDF-110
5/8" x 2-1/4"




MDF-693
3/4" x 4-1/2"
* CLOSEOUT *




MDF-520
5/8" x 4-1/4"




MDF-93312
5/8" x 3-1/2"




MDF-530
1/4" x 3-1/2"



MDF-540
9/16" x 4-1/2"



MDF-3112
1/2" x 3-1/4"



MDF-473
9/16" x 2-1/4"

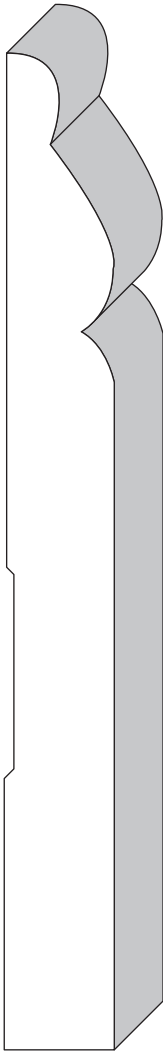


MDF Moldings



Got Gaps?

When installing new base molding, you may see a gap between the molding and an uneven floor. Try applying Base Shoe. It is small and flexible enough to cover any gaps that age and settling may have caused!




MDF-029
7/16" x 5-1/4"



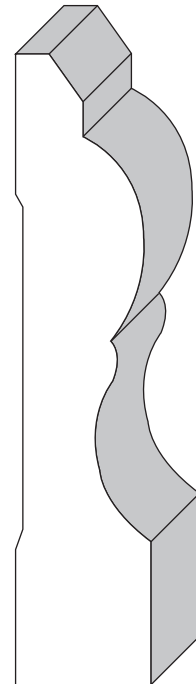
MDF-285
9/16" x 5-1/4"



MDF-289
11/16" X 3-3/4"



MDF-280
9/16" x 3-5/16"



MDF-8063
3/4" x 3-1/4"
* CLOSEOUT*

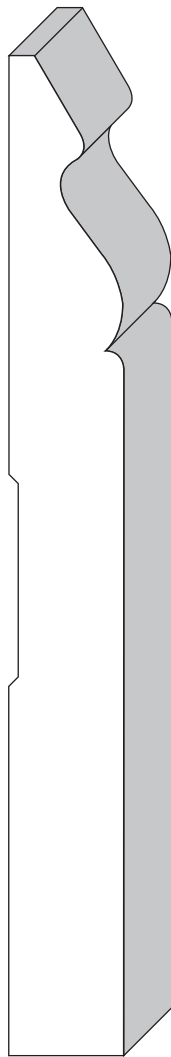
MDF Moldings



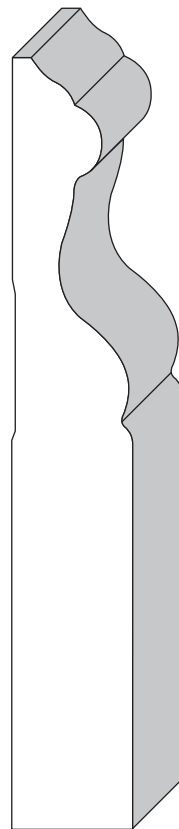
WOODCRAFTERS



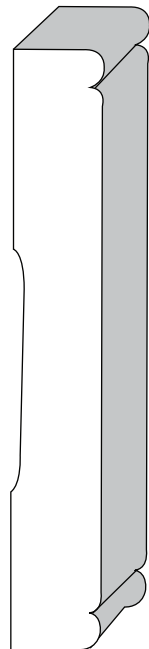
MDF-163
19/32" x 7-1/4"



MDF-161
9/16" x 5-1/4"



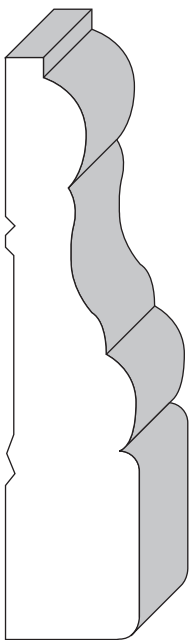
MDF-094
5/8" x 4"



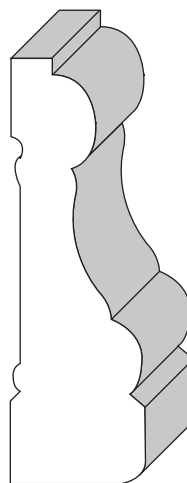
MDF-500
3/4" x 3-1/2"



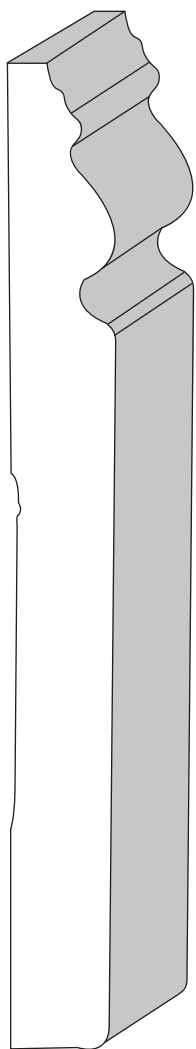
MDF Moldings



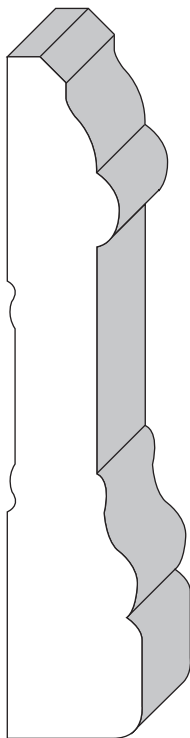
MDF-411
11/16" x 3"



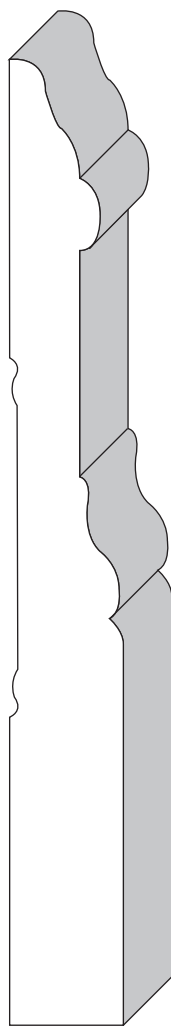
MDF-410
11/16" x 2-1/4"



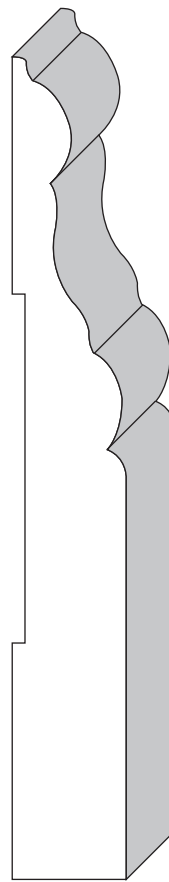
MDF-286
9/16" x 5-1/4"



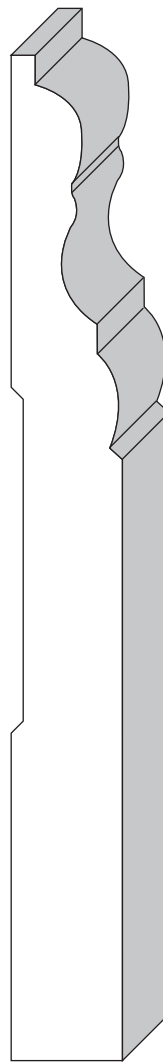
MDF-535
3/4" x 3-1/2"



MDF-545
5/8" x 5"



MDF-412
5/8" x 4-1/4"

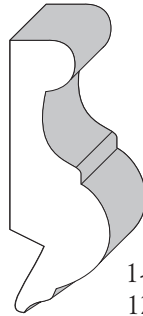
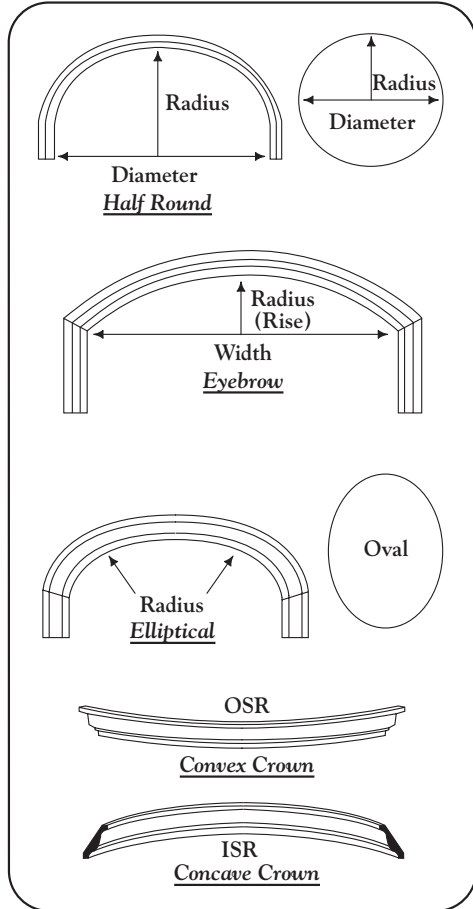


MDF-414
19/32" x 5-1/4"

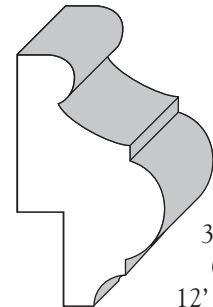


Flexible Moldings

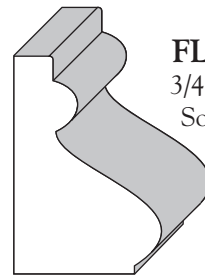
Manufactured from a polymer resin composite, *flexible moldings* are made to follow the contour of a curve. They are able to take a nail without damage and can be stained or painted to match other woodwork in a room. The patterns below are commonly used profiles we stock everyday. Sold by the foot up to 150 ft or by the pre-cut piece. Many more patterns are also available via special order.



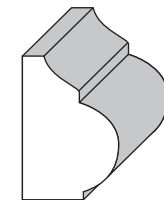
FLEX721
1-15/16" x 1-3/16"
12' Lengths Only
DISC



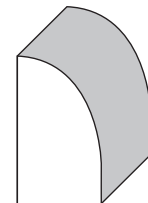
FLEX723
3/4" x 1-5/16"
(1/4" rabbet)
12' Lengths Only
DISC



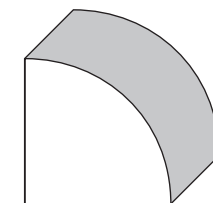
FLEX724LF
3/4" x 1-1/8"
Sold by LF



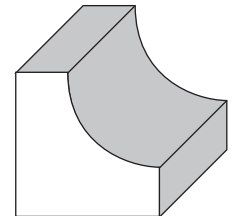
FLEX726LF
1/2" x 3/4"
Sold by LF



FLEX200LF
3/4" x 1/2"
Sold by LF

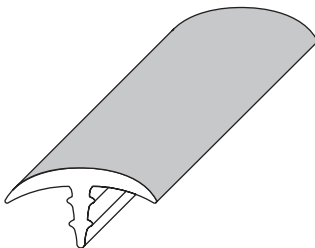


FLEX661LF
3/4" x 3/4"
10' Lengths Only

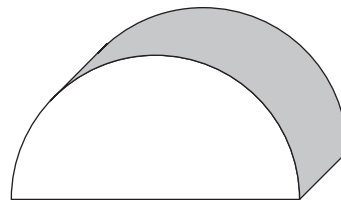


FLEX601LF
3/4" X 3/4"
Sold by LF

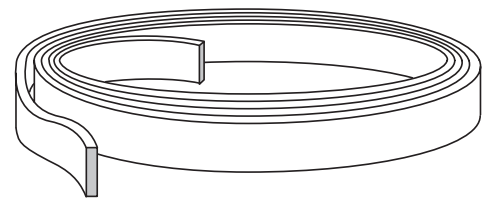
FLEX200OAK
Oak Grain
10' Lengths Only



VINYL T-MOLDING
13/16"
1/8" Slot
TMB - Black
TMW - White



FLEX94212
3/4" x 1-1/2"
12' Lengths Only



FLEX1X4LF
3/4" x 3-1/2"
10' Lengths Only

FLEX1X6LF
3/4" x 5-1/2"
10' Lengths Only

FLEX1X5LF
3/4" x 4-1/2"
10' Lengths Only

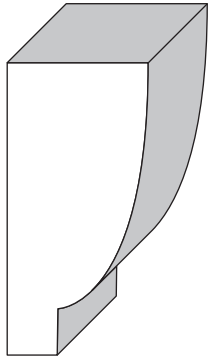
FLEX1X8LF
3/4" x 7-1/2"
12' Lengths Only

Illustrations on this page are not to scale!

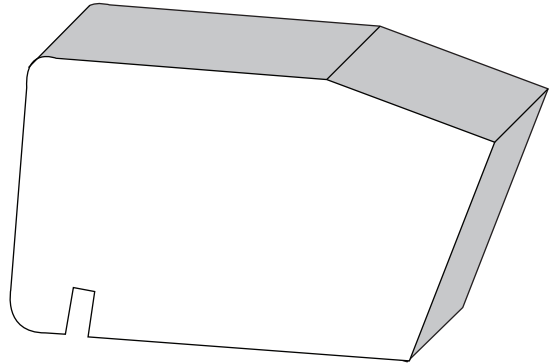


WOODCRAFTERS

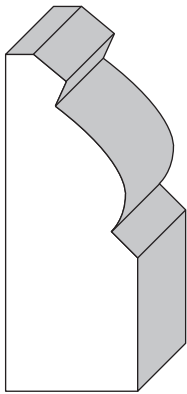
Finger-Jointed Cedar Siding



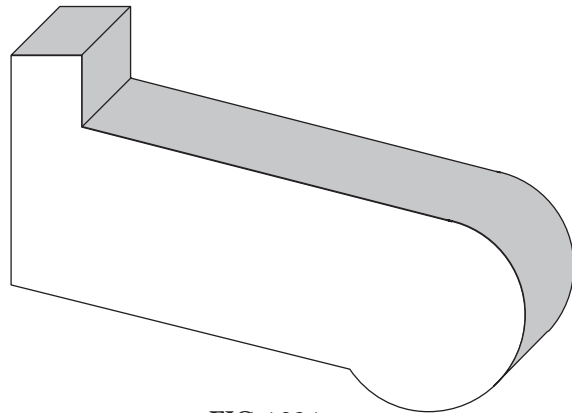
FJC-241
3/4" x 1-1/2"



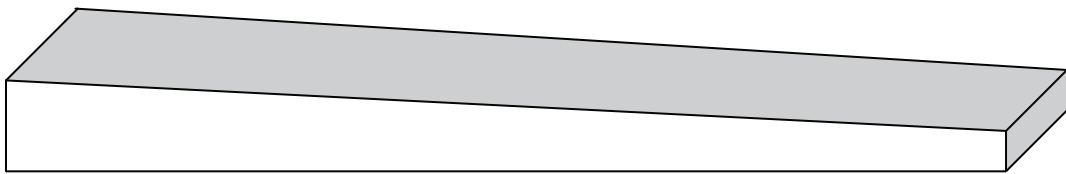
FJ-SILL
1-1/2" X 2-1/2"



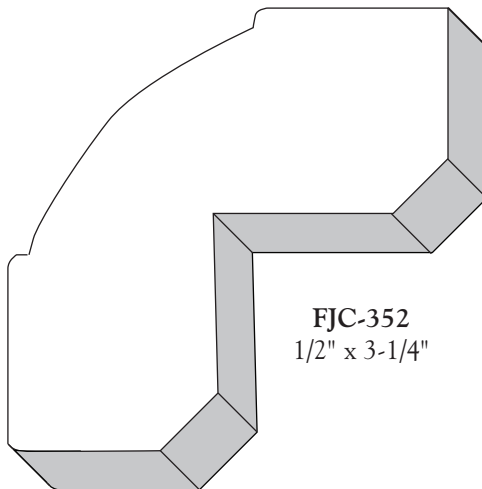
FJC-239
11/16" x 1-3/4"



FJC-1031
1-3/8" x 3"



FJ 12X6 BEVEL
1/2" x 6"



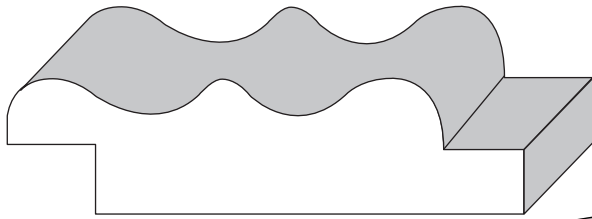
FJC-352
1/2" x 3-1/4"

Finger-Jointed Cedar Siding

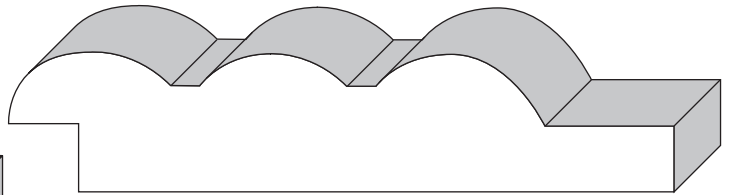


WOODCRAFTERS

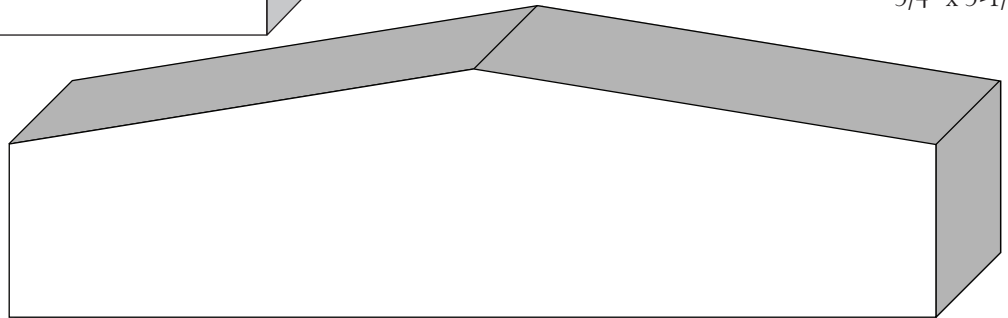
FJC-3
11/16" x 2-3/4"



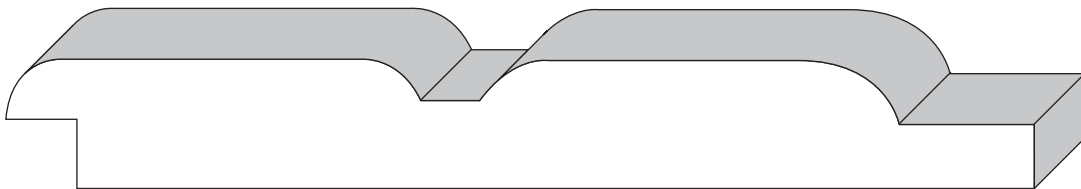
FJC-4
3/4" x 3-1/2"




FJC-7001
5-6/16" x 1-7/16"



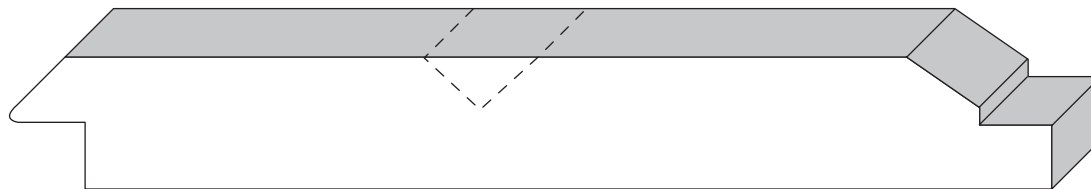
FJC-1
11/16" x 5-3/8"



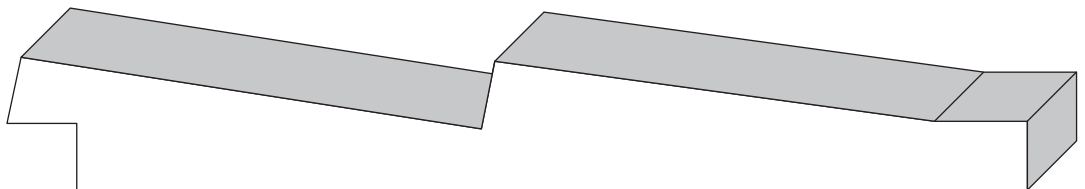
FJC-105
11/16" x 5-1/2"



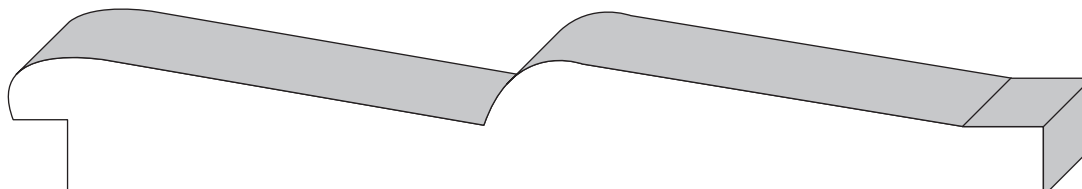
FJC-137
11/16" x 5-3/8"



FJC-115
11/16" x 5-1/4"



FJC-117
11/16" x 5-1/2"





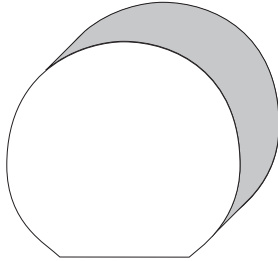
WOODCRAFTERS

Red Oak Handrail

O-901

1-5/8" x 1-3/4"

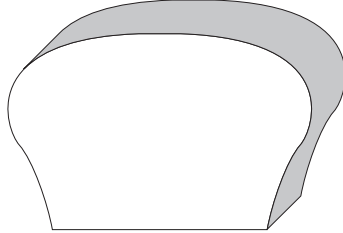
O901



O-6042

1-1/4" x 2-1/4"

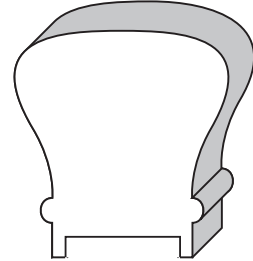
O904



LJ6010SCP

2-1/4" x 2-3/8"

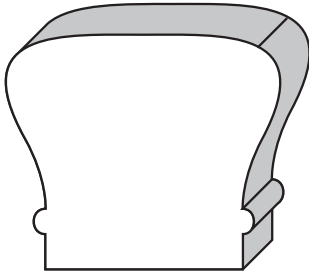
LJ6010PC



LJ6210SC

2-5/8" x 2-3/8"

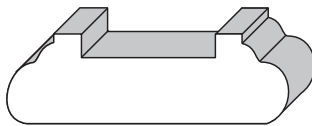
LJ6210SC



LJ6045

1-1/4" x 2-5/16"

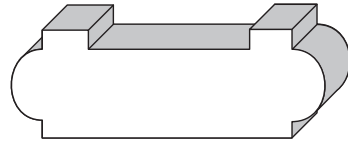
LJ6045



LJ6006

1-1/8" x 2-1/8"

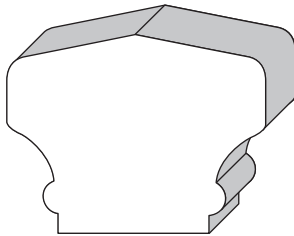
LJ6006



LJ6C01C

2-1/8" x 2-5/8"

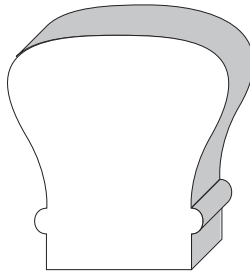
LJ6C01C



LJ6010SC

2-1/4" x 2-3/8"

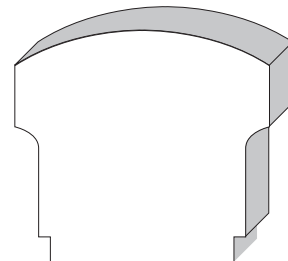
LJ6010C



O-6500

2-3/8" x 2-5/8"

O6500



1-1/2" Stair Fittings




WOODCRAFTERS



FULL ROUND RETURN

15OR (85100200) OAK

15MR (86000925) MAPLE



FULL ROUND LEVEL QUARTER TURN

15OLQ (85100225) OAK

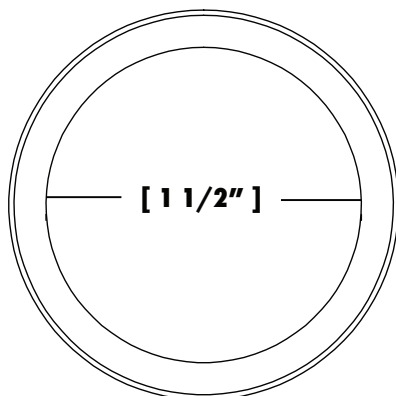
15 MLQ (86000930) MAPLE



FULL ROUND EASING

15OE (85100250) OAK

15ME (86000935) MAPLE



FULL ROUND

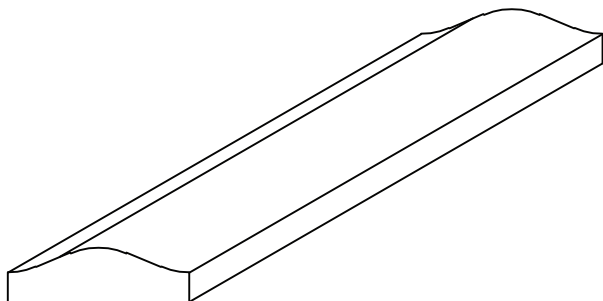
15ORT (85100275) OAK

15MRT (86000940) MAPLE



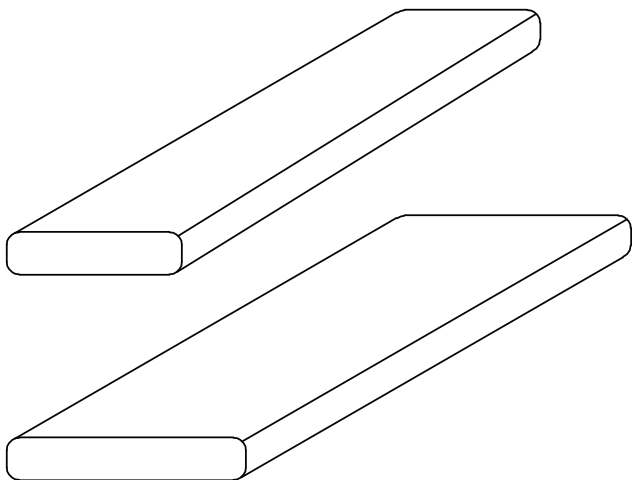
Fillet

WOODCRAFTERS



LJH6050 (87036050)

HEMLOCK FILLET 1-1/4"
SOLD PER FOOT



LJH60006 (87036000)


HEMLOCK FILLET 1-1/4"
SOLD PER FOOT

LJH6007 (87036007)


HEMLOCK FILLET 1-5/8"
SOLD PER FOOT

KNUCKLE/SHOES

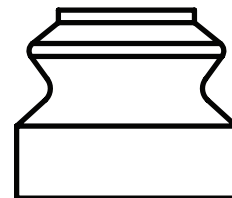
**LI-ALAK01-SB
(86824940)**



**PSH02AL
(86824932)**



**MO6ALSB
(86824935)**



Stair Treads



WOODCRAFTERS



OT48 | RED OAK TREAD 48"

OT36 | RED OAK TREAD 36"

WOT48 | WHITE OAK TREAD 48"
* SPECIAL ORDER *



FT | FIR TREAD 5/4 X 12 CLEAR -VG (PER FT)

KFT | TIGHT KNOT FIR TREAD 5/4 X 12 (PER FT)



OR48 | RED OAK RISER 48"



OT48MR | RED OAK TREAD
W/ MITER RETURN 48"



WOODCRAFTERS

Iron Balusters



HOLLOW PLAIN 44"

(86810100)

LJHPLA44SB



HOLLOW 1 TWIST 44"

(86810105)

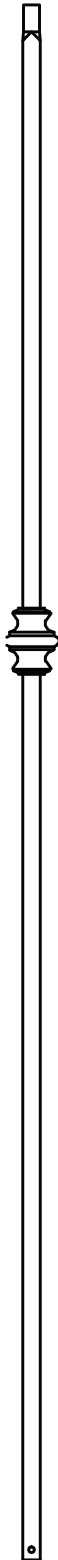
LJHTW44SB



HOLLOW 2 TWIST 44"

(86810110)

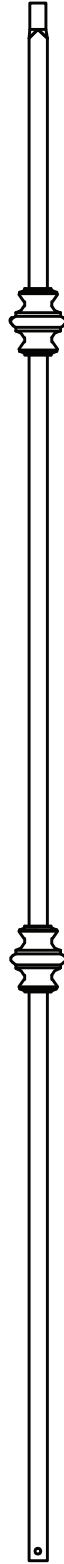
LJH2TW44SB



HOLLOW 1 KNUCKLE 44"

(86810125)

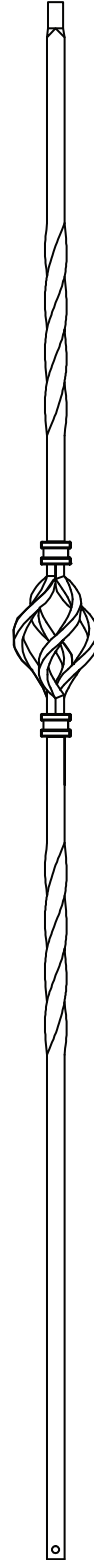
LJH1KNUC44SB



HOLLOW 2 KNUCKLE 44"

(86810130)


LJH2KNUC44SB



HOLLOW 1 BASKET & TWIST 44"

(86810115)

LJH1BASK44SB



HOLLOW 2 BASKET & TWIST 44"

(86810120)

LJH2BASK44SB

Wood Balusters



WOODCRAFTERS



HEMLOCK 1-1/4"

- 34"** | LJH506034
- 38"** | LJH506038
- 42"** | LJH506042

HEMLOCK 1-3/4"

- 38"** | LJH536038
- 42"** | LJH536042



OAK 1-1/4"

- 34"** | LJ506034
- 38"** | LJ506038



PRIMED 1-1/4"

- 34"** | LJPR506034
- 38"** | LJPR506038
- 42"** | LJPR506042



HEMLOCK 1-5/8" SQUARE TOP

- 38"** | LJH509038



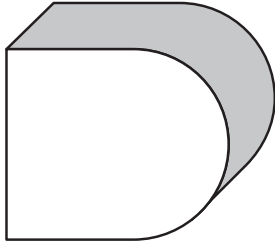
PRIMED 1-1/4" PIN TOP

- 34"** | LJPR501534
- 38"** | LJPR501538
- 42"** | LJPR501542



WOODCRAFTERS

Floor Transitions

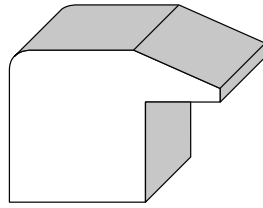


986

NOSING

- F - 986**
- JAT - 986**
- M - 986**
- O - 986**
- WO - 986**

1-1/16" x 1-1/4"

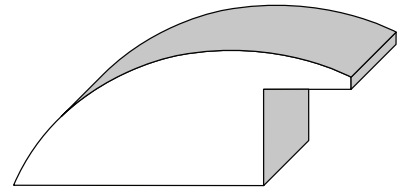


1060

SQUARE NOSE

- F - 1060**
- JAT - 1060**
- HK - 1060**
- M - 1060**
- O - 1060**
- WO - 1060**

7/8" x 1-3/16"

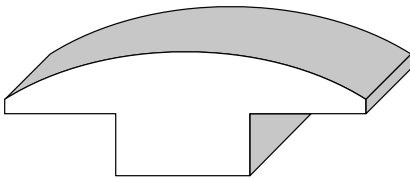


1010

OVERLAP REDUCER

- F - 1010**
- JAT - 1010**
- HK - 1010**
- M - 1010**
- O - 1010**
- WO - 1010**

3/4" x 1-7/8"

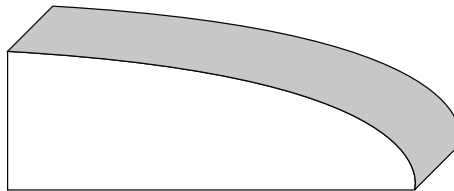


1070

"T" MOULD

- F - 1070**
- JAT - 1070**
- HK - 1070**
- M - 1070**
- O - 1070**
- WO - 1070**

3/4" x 2"

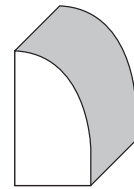


1000

FLUSH REDUCER

- F - 1000**
- JAT - 1000**
- HK - 1000**
- M - 1000**
- O - 1000**
- WO - 1000**

3/4" x 2-1/4"




200

BASE SHOE

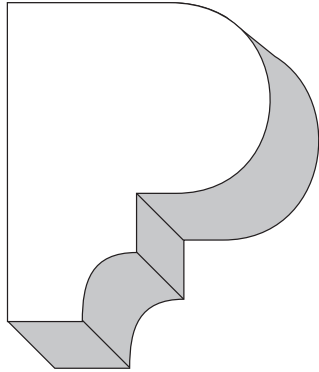
- F - 200**
- JAT - 200**
- HK - 200**
- M - 200**
- O - 200**
- WO - 200**

7/16" x 11/16"



O - 800

3/4" x 3-1/2"



9887

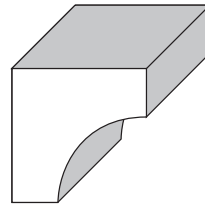
TREAD MOULD

M - 9887

O - 9887

WO - 9887

1-1/4" x 1-3/4"



601

COVE

F - 601

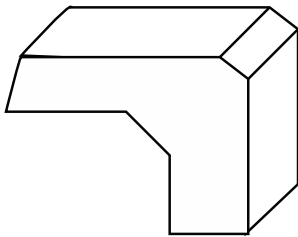
HK - 601

M - 601

O - 601

WO - 601

3/4" X 3/4"



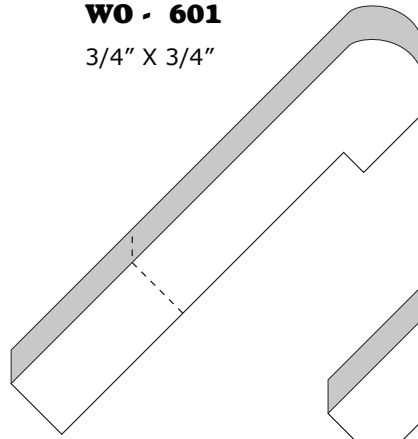
1055

TRANSITION

F - 1055

JAT - 1055

1-1/2" X 7/8"



988

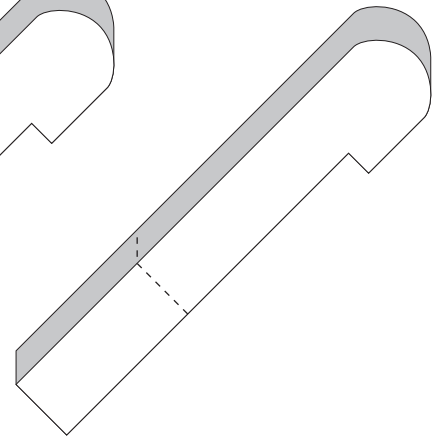
LAND TREAD

M - 988

O - 988

WO - 988

5-1/2"



987

LAND TREAD

F - 987

O - 987

WO - 987

3-1/2"



WOODCRAFTERS

Custom & Reproduction Millwork

From the Webster's New World Dictionary:

cus-tom (kus'ət m) adj.

1. Made to order; to the customers specifications

At Woodcrafters, we are known for our custom-built fireplace mantles, stairparts, and other made-to-order millwork. However, our capabilities do not end there. Our woodworking shop and the professional craftsmen that are a part of our team, spend much of their time expanding our capabilities and thinking of new ways in which we can be of service to our customers. Our shop is fully equipped with machinery, and we are always busy doing custom and reproduction molding profiles, complicated curved starter steps, and much more.

No matter what your need, all you have to do is ask. Whatever the product or task, Woodcrafters will always be there to help your woodworking, remodeling, or new construction project be a success, the very first time.



wood•craf•ters

defined

Abrasives

Sandpaper in sheets, belts, discs, drums, steel wool, abrasive cord

Adhesives

Yellow glue, Polyurethane glue, contact cement, hide glue, resorcinol, quick bonding glue & the full line from Titebond

Architectural

Columns—capitals, stock & custom-built fireplace mantles, corbels, corner blocks, decorative appliques, ceiling medallions, rosettes, weathervanes

Books & Magazines

Design, construction, remodeling, technical books, wood finishing, furniture making, wood carving, toy making, tools, patterns, plans & jigs

Clamps

Bar clamps, pipe & pipe clamps, band clamps, miter clamps, picture framing corner clamps

Countertops

Hard Maple Butcherblocks, benchtops & cutting boards

Finishes

Stains, dyes, sealers, wood conditioner, putty, filler, tung oil, top coats, polyurethanes, lacquer, varnish, shellac, solvents, rubbing & polishing compounds, waxes, tack cloth, brushes, scratch removers, bleach, strippers & removers

Flooring

Do-it-yourself, longstrip, parquet, strip flooring

Furniture Supplies

Buttons, dowels, plugs, plate rails, galley railing

Hand Tools

Chisels & mallets, sharpening stones, planes, marking and measuring tools, moisture meters, carving tools, dovetail jigs, japanese backsaws, knives

Hardware

Drywall screws, finish nails, cabinet hinges, drawer slides, lazy susan bearings, brass knobs & pulls, knock down hardware & box hardware

Lumber

Dimensional: 3/4" thick and up to 12" wide Oak, Cherry, CVG Fir, Hemlock, Poplar, Maple, Cabinet Grade MDF

Domestic Hardwoods:

Cabinet, carving, furniture, turning woods. Species include Alder, Ash, Basswood, Beech, Birch, Gum, Maple, Red Oak, White Oak, Poplar, Walnut

World Hardwoods: 50 species: Cabinet, carving, turning, boat building

Mantels

Paint/stain grade, custom built to your specifications

Stock & Custom Moldings

Red Oak, Hemlock, Poplar, Cherry, Maple, Mahogany, Clear and Finger-Jointed Pine

Plywood

20 species, domestic & exotic, cut to size

Power Tools

Carving: Detail Master, ArborTech, ForeDom, Proxxon

Shop: Festool, Delta, Jet, Powermatic, Steel City, Shop Fox, SawStop, Porter-Cable, Freud & Dewalt

Router Bits

Over 1700 different profiles of router bits in stock from Amana, Freud & Whiteside

Stair Parts

Curved, spiral, Hemlock, Maple, Cherry, Oak, Poplar, plus custom designs in other more exotic species

Veneer

Over 20 species; 2 ft wide, cut to length, 4 x 8 full sheets, edgetape

With an ever expanding variety of tools, hardwoods, finishing supplies, instructional books, etc., Woodcrafters truly is your Woodworking Superstore.

Woodcrafters is second to none in customer service. Our sales people are experienced in a variety of woodworking and construction disciplines. So, if you need advice for a project—from stair installations to wood finishing to carving—just ask one of our experts, we will know the answer.



WOODCRAFTERS

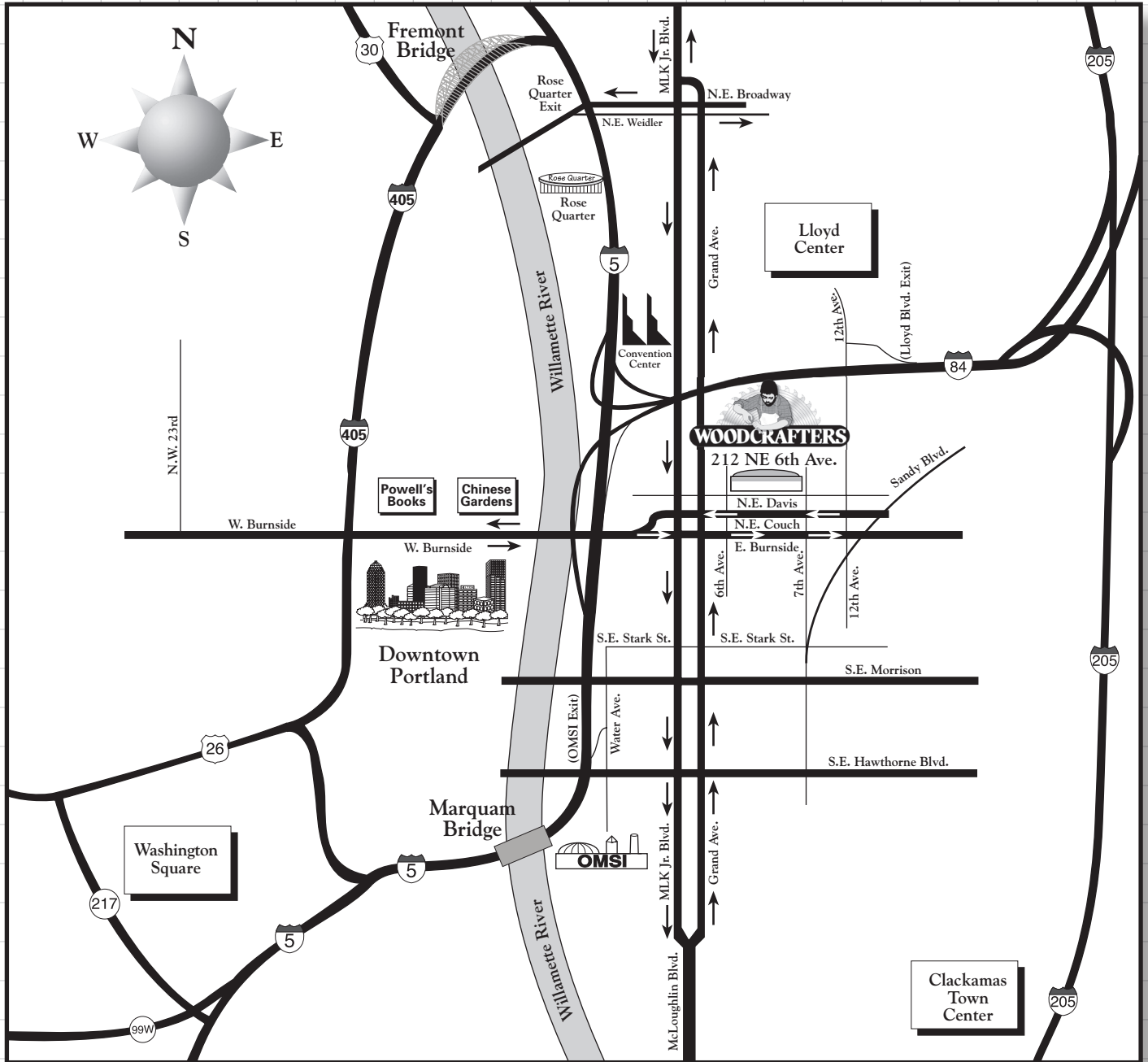
WOODWORKING SUPERSTORE



Come Visit Us on the Web at www.woodcrafters.us



212 NE Sixth Avenue
Portland, Oregon 97232-2976



WOODCRAFTERS LUMBER SALES, INC.

212 NE Sixth Avenue

Portland, Oregon 97232-2976

Phone: 503-231-0226 • Toll-Free: 800-777-3709 • FAX: 503-232-0511

Come visit us at www.woodcrafters.us ... Join us on **facebook**

Everything for the Woodworker, and More!